



S|P|A|C|E®

**OSP**
furniture

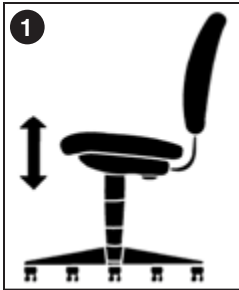
WORK™
SMART

**Pro-Line™ II**


June 2007
Supersedes Jan. 2007

SEATING FEATURE INFORMATION

There are many features to consider when selecting the perfect chair to suit your needs. The following symbols will help you choose the product enhancements that are right for you. These symbols are referenced throughout this catalog to help you quickly identify each chair's features. The descriptions of the features shown are meant to be general explanations. The actual functions of the features may vary slightly.



1
Pneumatic Seat Height Adjustment Allows quick and easy adjustment regulates height of chair relative to floor.



2
Back Height Adjustment Allows positioning of lumbar support within a fixed range to alleviate back stress.



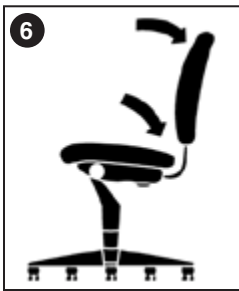
3
Seat Depth Adjustment Positions chair back relative to seat to reduce pressure on the buttocks and thighs for both taller and shorter users.




4
360° Swivel Chair rotates a full 360° in either direction for ease of motion. Standard on every executive and task chair.



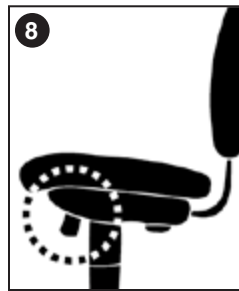
5
Tilt Pivot point located directly above center of chair base (white dot indicates pivot point).



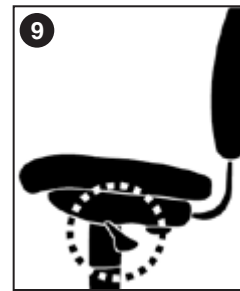
6
Mid-Pivot Knee Tilt Pivot point located slightly ahead of center of gravity (white dot indicates pivot point). Allows user to recline at a slightly more relaxed angle than conventional center tilt.



7
2-to-1 Synchro Tilt Back reclines at 2-to-1 ratio to seat angle. Allows user to recline while keeping seat cushion relatively level to floor.



8
Tilt Tension Controls rate and ease with which chair reclines for different weights and strengths of users.



9
Tilt Lock Locks out tilt function when chair is in upright position.



10
Multi-Task Control Adjusts seat and back angles with a single lever (infinite locking within a fixed range), reducing fatigue in back and thighs.



11
Dual Function Two levers modify:
 • Angle of back relative to seat
 • Forward tilt (for keyboard-intensive applications).



12
Flex Back Back tilts with pressure. Allows user to recline while keeping seat cushion level to floor. Includes Flex tension Adjustment



13
Multi-Function Three levers to modify angle of back relative to the seat, control tilt and forward tilt for keyboard intensive activities. Tilt is free float or locking within a fixed range. This control also has ratchet back height adjustments.

Table of Contents

| | |
|---|----|
| Seating Feature Information..... | 2 |
| Chair Finder..... | 4 |
| Space Warranty Information..... | 5 |
| Pro-Line II Warranty Information..... | 17 |
| OSP Furniture Warranty Information..... | 23 |
| Work Smart and General Warranty Information..... | 29 |
| Multi Purpose Table and Chair Warranty Information..... | 68 |
| General Information..... | 69 |
| Fabric Collections..... | 71 |

S | P | A | C | E[®]

| | |
|----------------------------------|-------|
| Matrex Back Seating..... | 6-8 |
| Air Grid Back Seating..... | 8-12 |
| Light Air Grid Back Seating..... | 12-13 |
| Leather Seating Series..... | 14-16 |
| Mesh Seating Series..... | 16 |

Pro-Line II

| | |
|--|-------|
| 5166..... | 18 |
| 7100 and 7200 New Big and Tall Series..... | 18 |
| 3280 Leather Executive Series..... | 18-19 |
| 8200 Leather Executive Series..... | 19 |
| 8500 Wood and Leather Executive Series..... | 19-20 |
| 4500 Fabric Series with Multi function and Saddle Seat “Titanium Finish”..... | 20 |
| 8500 Fabric Series with New Multi Function and Seat Slider “Titanium Finish”..... | 20 |
| 54890 High Back Leather with New Multi Function and Seat Slider “Titanium Finish”..... | 21 |
| 7160 Mesh Back Executive Series “Titanium Finish”..... | 21 |
| 8600 and 850 Deluxe Stack Chair Series “Titanium Finish”..... | 21-22 |

OSP
furniture

| | |
|-----------------------------|-------|
| New Wood Guest Seating..... | 24-25 |
| Lounge Seating..... | 26-28 |

WORK
SMART

| | |
|---|-------|
| Ergonomic Seating Fabric..... | 30-32 |
| Executive Ergonomic Leather..... | 32 |
| Pneumatic Task Chairs..... | 33-34 |
| Economical Task Chairs..... | 34 |
| Executive Seating - Fabric..... | 35-36 |
| Executive Seating - Leather..... | 37-43 |
| Executive Seating - Leather with Coated Frames..... | 44-45 |
| Executive Wood Seating..... | 46-47 |
| Wood Reception Seating..... | 48-50 |
| Traditional Seating..... | 51-54 |
| Pneumatic Drafting Chairs..... | 55-57 |
| Visitors Chairs..... | 57-58 |
| Folding Chairs..... | 58 |
| Stack Chairs..... | 59-61 |
| Ventilated Seating..... | 62-64 |
| Self-Skinned Urethane Seating..... | 65 |
| Arm Kits, Floor Glides, Casters and Stool Kits..... | 66 |
| Multi Purpose Tables and Chairs..... | 67-68 |

CHAIR FINDER

| Model | Page# | Model | Page# | Model | Page# | Model | Page# | Model | Page# |
|---------------------|-------|----------------|-------|----------------|-------|-----------------|-------|-----------------|-------|
| SPACE | | | | | | | | | |
| 13-37N20D | 11 | 2305 | 6 | 3680 | 12 | 5705 | 9 | 29008 | 14 |
| 63-51712 | 7 | 2400 | 6 | 3685 | 13 | 5800 | 10 | 29306 | 15 |
| 67-366U5R | 12 | 2405 | 6 | 3700 | 16 | 5870 | 10 | 29406 | 15 |
| 68-11712 | 8 | 2662 | 7 | 3705 | 16 | 6216 | 10 | 36806 | 13 |
| 68-50764 | 8 | 2663 | 7 | 3716 | 13 | 6236 | 10 | 37006 | 16 |
| 63-58612 | 13 | 2664 | 7 | 3900 | 15 | 6733 | 10 | 37166 | 13 |
| 63-58632 | 13 | 2787 | 7 | 3905 | 15 | 6763 | 10 | 39006 | 16 |
| 75-37A773 | 11 | 2900 | 14 | 5500 | 8 | 6806 | 11 | 55403 | 9 |
| 75-47A773 | 11 | 2905 | 14 | 5505 | 9 | 6876 | 11 | 57906 | 9 |
| 1587C | 11 | 2930 | 14 | 5520 | 8 | 9333 | 16 | | |
| 2186 | 12 | 2935 | 14 | 5560 | 8 | 25004 | 6 | | |
| 2300 | 6 | 2940 | 15 | 5565 | 9 | 27008 | 6 | | |
| 2387C | 12 | 2945 | 15 | 5700 | 9 | 27876 | 7 | | |

| | | | | | | | | | |
|-------------------|----|----------------|----|----------------|----|----------------|----|-----------------|----|
| PROLINE II | | | | | | | | | |
| 850 | 22 | 4532 | 20 | 7165 | 21 | 8501 | 19 | 8620 | 21 |
| 852 | 22 | 5166 | 18 | 7200 | 18 | 8505 | 20 | 8640 | 22 |
| 3280 | 18 | 7102 | 18 | 8200 | 19 | 8511 | 20 | 54890 | 21 |
| 3281 | 18 | 7105 | 18 | 8201 | 19 | 8512 | 20 | | |
| 3285 | 19 | 7160 | 21 | 8205 | 19 | 8521 | 22 | | |
| 4531 | 20 | 7161 | 21 | 8500 | 19 | 8610 | 21 | | |

| | | | | | | | | | |
|----------------------|----|------------------|----|------------------|----|------------------|----|------------------|----|
| OSP FURNITURE | | | | | | | | | |
| G2020C | 28 | LC220 | 26 | SL1513 | 27 | SL8471 | 26 | SV1131 | 27 |
| G4020C | 28 | MEN98 | 24 | SL1571 | 26 | SL8472 | 26 | SV1132 | 28 |
| G2020M | 28 | MEN982 | 24 | SL1572 | 27 | SL8473 | 26 | SV1133 | 28 |
| G4020M | 28 | NAP90 | 25 | SL1573 | 27 | SON97 | 25 | | |
| KEN99 | 24 | NAP902 | 25 | SL1871 | 27 | SON972 | 25 | | |
| KEN992 | 24 | SL1511 | 26 | SL1872 | 27 | SON99 | 25 | | |
| LC20 | 26 | SL1512 | 27 | SL1873 | 27 | SON992 | 25 | | |

| | | | | | | | | | |
|-------------------|----|-------------------|----|--------------------|----|--------------------|----|------------------|----|
| WORK SMART | | | | | | | | | |
| 03 Arms | 66 | DC630 | 56 | EX6201 | 40 | SC615 | 31 | TV231 | 52 |
| 07 Arms | 66 | DC640 | 56 | EX6205 | 40 | SC813V | 34 | TV233 | 52 |
| 101 | 54 | DC800 | 56 | EX6840 | 38 | SC880 | 33 | TV233L | 52 |
| 105 | 54 | DC940 | 57 | EX6841 | 38 | SC3014 | 33 | TV241L | 52 |
| 108 | 54 | DH3400 | 33 | EX6845 | 38 | ST203 | 55 | V1313M | 48 |
| 2907 | 30 | DH3405 | 33 | EX8121 | 39 | ST205 | 55 | V1317C | 48 |
| 3121 | 30 | DH3412 | 34 | EX8124 | 39 | ST245V | 55 | V1323M | 48 |
| 4730 | 30 | DHL3062 | 44 | EX8125 | 39 | ST418V | 55 | V1327C | 48 |
| 8120 | 33 | DHL3081 | 44 | EX8126 | 39 | STC2440 | 59 | V1333M | 49 |
| 8180 | 30 | DHL3220 | 44 | EX9381 | 40 | STC2442 | 59 | V1337C | 49 |
| 36420 | 30 | DHL3221 | 44 | EX9382 | 40 | STC2550 | 59 | V3310 | 57 |
| 36427 | 30 | DHL3225 | 44 | EX9385 | 40 | STC2550V | 59 | V3320 | 57 |
| 41570 | 35 | DHL5266 | 44 | EL4300 | 32 | STC2552 | 59 | V3460 | 57 |
| 41571 | 35 | DHL7576 | 45 | EL4350 | 32 | STC2552V | 60 | V4410 | 57 |
| 41575 | 35 | DHL9931 | 45 | EL52621 | 32 | STC3000 | 60 | V4420 | 57 |
| 43801 | 31 | EX31 | 58 | EL52623 | 32 | STC3010 | 60 | WD380 | 50 |
| 43808 | 31 | EX35 | 58 | FC23 | 58 | STC3020 | 60 | WD383 | 50 |
| 43819 | 31 | EX80 | 62 | FC24V | 58 | STC3030 | 60 | WD387 | 50 |
| 43998 | 31 | EX81 | 62 | FC25F | 58 | STC3050 | 61 | WD1353 | 50 |
| 47903A | 62 | EX91 | 62 | G49CA | 48 | STC3052 | 60 | WD1357 | 50 |
| 52621 | 32 | EX92 | 63 | G491C | 48 | STC3080 | 61 | WD4000 | 46 |
| 53603 | 64 | EX95 | 63 | KC247 | 34 | STC3230 | 60 | WD4005 | 46 |
| 53670 | 35 | EX180 | 36 | KH220 | 65 | STC3410 | 61 | WD4700 | 47 |
| 53671 | 35 | EX182 | 36 | KH280 | 65 | STC3440 | 61 | WD4705 | 47 |
| 53675 | 35 | EX184 | 36 | KH440 | 65 | SK1 | 66 | WD5330 | 41 |
| 583713 | 63 | EX802 | 62 | KH450 | 65 | SK5 | 66 | WD5331 | 41 |
| 583814 | 63 | EX838 | 62 | KH470 | 65 | SW70 | 66 | WD5335 | 41 |
| 599302 | 64 | EX1026 | 37 | MAN5266 | 46 | TBB2020 | 53 | WD5340 | 41 |
| 599402 | 64 | EX1055 | 37 | MAN5266L | 46 | TBB4020 | 53 | WD5341 | 41 |
| BT04Q | 67 | EX1128 | 37 | MAN5343 | 46 | TEX220 | 51 | WD5345 | 42 |
| BT05Q | 67 | EX1155 | 41 | MAN5343L | 46 | TEX228 | 51 | WD5360 | 42 |
| BT06Q | 67 | EX1200 | 37 | PC-15F | 68 | TEX229 | 51 | WD5361 | 42 |
| BT08Q | 67 | EX1201 | 37 | PC02 | 68 | TEX232 | 51 | WD5365 | 42 |
| BT6FQ | 67 | EX1205 | 37 | PC03 | 68 | TEX232L | 52 | WD5670 | 42 |
| BT22 | 68 | EX1580 | 63 | PC54 | 68 | TEX234 | 51 | WD5671 | 42 |
| BT36 | 67 | EX2651 | 36 | PCT-05 | 68 | TEX240L | 52 | WD5675 | 43 |
| BT48Q | 67 | EX2654 | 36 | PT06 | 67 | TSX1121 | 53 | WD5730 | 43 |
| BT71 | 67 | EX2655 | 36 | QT3965 | 68 | TSX1122 | 53 | WD5731 | 43 |
| CG50 | 66 | EX5161 | 39 | S2721 | 63 | TSX1123 | 53 | WD5735 | 43 |
| DC420V | 55 | EX5162 | 39 | SC59 | 34 | TSX4601 | 53 | WD6530 | 47 |
| DC430 | 55 | EX5300 | 38 | SC66 | 34 | TSX4602 | 54 | WD6570 | 47 |
| DC517 | 56 | EX5301 | 38 | SC117 | 33 | TSX4603 | 54 | | |
| DC517V | 56 | EX5305 | 38 | SC532V | 34 | TRX740 | 54 | | |
| DC550 | 56 | EX6200 | 40 | SC585 | 31 | TV230 | 51 | | |



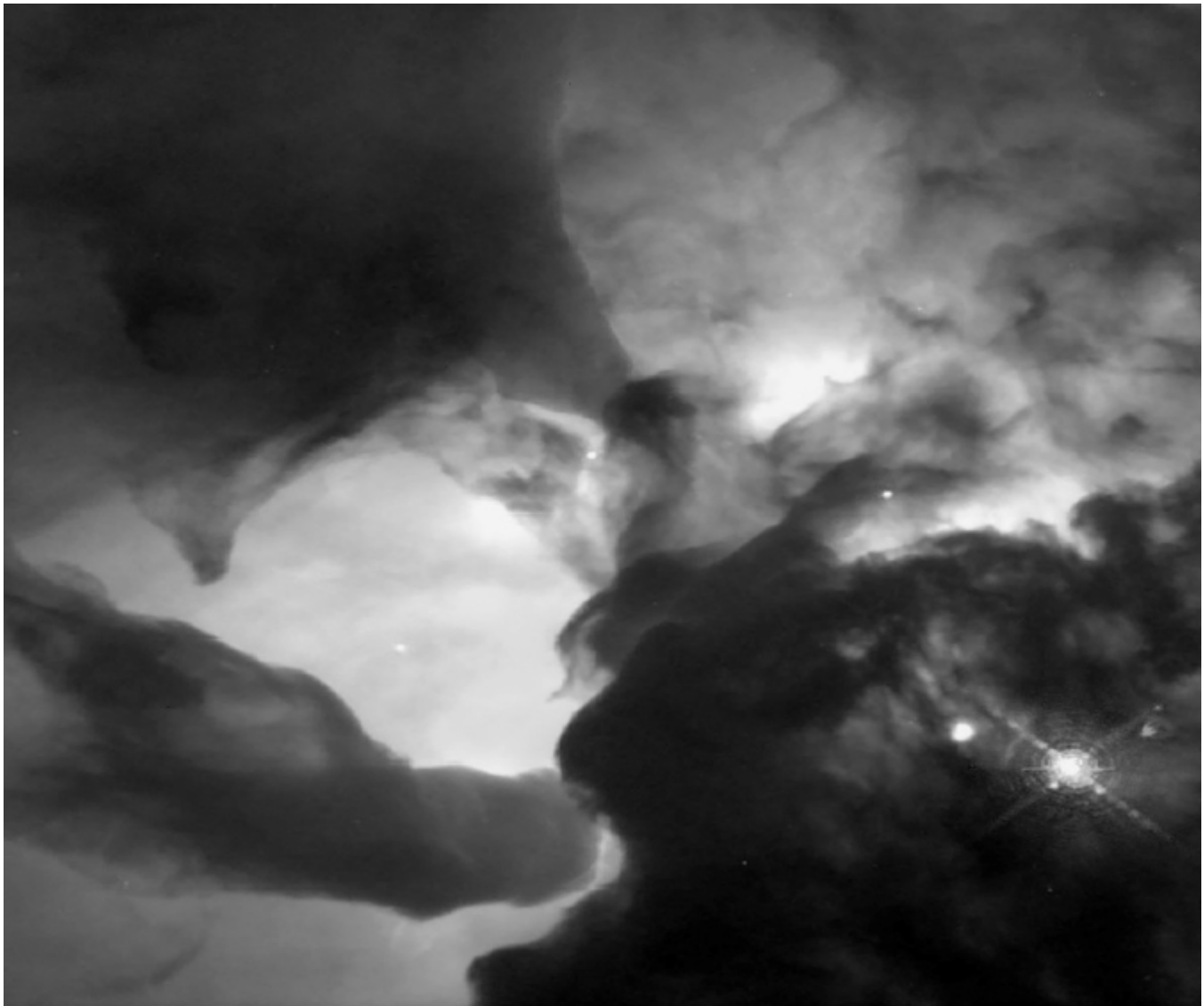
SPACE AND PROLINE II LIMITED WARRANTY

Space and ProLine II chairs are warranted from the date of purchase against failure due to material and workmanship as follows:

- Lifetime on component Parts Including pneumatic cylinder, control mechanism, base and casters.
- 3 Years on upholstery fabric and foam against wear and deterioration.
- Leather is not warranted against routine scratching and scuffing, as leather is subject to minor blemishes in use.

All warranties are limited to the original purchaser for normal commercial usage defined as a standard forty hour work week by persons weighing 250 lbs. or less. The 7102, 7105 and 7200 are for persons weighing 350 lbs. or less. This warranty will not cover labor, freight or damage from misuse, abuse, negligence, alteration, accident, vandalism, rusting, acts of nature or any other event beyond the control of Office Star Products. The warranty does not cover cosmetic damage that may result from normal use. Liability for incidental or consequential damages is excluded. The user assumes all risk of injury resulting from use of this product. When usage is more than 40 hours per week, a five year warranty on all parts applies. Fabric is warranted for one year. This warranty gives you specific legal rights, and you may also have other rights which vary from state to state.

All ProLine II and Space chairs meet or exceed ANSI BIFMA standards.



Matrex Series 2-to-1 Synchro Tilt, Matrex Backs, Adjustable Arms w/Soft Arm Pads and Pneumatic Seat Height Adjustment

2300 Matrex Back Managers Chair with Mesh Seat and Metal Base



| Seat Size: 20W x 19.5D x 3T | Fabric Grade | List Price |
|---------------------------------------|--------------------|------------|
| Back Size: 22.5W x 25.75H | Matrex Back | \$595.00 |
| Overall Max: 46.25H x 27.25W x 25.75D | Black Mesh Seat | |
| Arms to Floor Min: 25 | | |
| Options: N/A | | |
| Seat Travel: 4.25 | | |
| Weight: 48 Cube: 5.3 C.O.M. N/A | | |
| Features: 1, 4, 7, 8, 9 | | |

2305 Matrex Back Visitors Chair with Mesh Seat



| Seat Size: 20W x 19.5D x 3T | Fabric Grade | List Price |
|-----------------------------------|--------------------|------------|
| Back Size: 22.5W x 24H | Matrex Back | \$495.00 |
| Overall Max: 41H x 27.25W x 25.5D | Black Mesh Seat | |
| Arms to Floor Min: 25.75 | | |
| Options: N/A | | |
| Seat Travel: N/A | | |
| Weight: 47 Cube: 6.2 C.O.M. N/A | | |
| Features: N/A | | |

2400 Matrex Back Managers Chair with Leather Seat and Metal Base



| Seat Size: 20W x 19.5D x 3T | Fabric Grade | List Price |
|---------------------------------------|---------------------|------------|
| Back Size: 22.5W x 25.75H | Matrex Back | \$640.00 |
| Overall Max: 46.25H x 27.25W x 25.75D | Black Split Italian | |
| Arms to Floor Min: 25 | Leather Seat | |
| Options: N/A | | |
| Seat Travel: 4.25 | | |
| Weight: 49 Cube: 5.3 C.O.M. N/A | | |
| Features: 1, 4, 7, 8, 9 | | |

2405 Matrex Back Visitors Chair with Leather Seat



| Seat Size: 20W x 19.5D x 3T | Fabric Grade | List Price |
|-----------------------------------|---------------------|------------|
| Back Size: 22.5W x 24H | Matrex Back | \$540.00 |
| Overall Max: 41H x 27.25W x 25.5D | Black Split Italian | |
| Arms to Floor Min: 25.75 | Leather Seat | |
| Options: N/A | | |
| Seat Travel: N/A | | |
| Weight: 46 Cube: 6.2 C.O.M. N/A | | |
| Features: N/A | | |

25004 Deluxe Matrex Back Executive Chair with Mesh Seat, Mesh 2-Way Adjustable Headrest and Metal Base



| Seat Size: 21.5W x 21D x 4.5T | Fabric Grade | List Price |
|---------------------------------|----------------------|------------|
| Back Size: 21W x 24H | Matrex Back | \$875.00 |
| Overall Max: 55H x 27W x 27D | Black Mesh Seat | |
| Arms to Floor Min: 25.5 | and 2-Way Adjustable | |
| Options: N/A | Headrest | |
| Seat Travel: 2.75 | | |
| Weight: 61 Cube: 7.0 C.O.M. N/A | | |
| Features: 1, 4, 6, 7, 8, 9 | | |

Infinite Locking Mechanism

27008 Deluxe Matrex Back Executive Chair with Leather Seat, Leather 2-Way Adjustable Headrest and Metal Base









| Seat Size: 21.5W x 21D x 4.5T | Fabric Grade | List Price |
|---------------------------------|------------------------|------------|
| Back Size: 21W x 24H | Matrex Back | \$995.00 |
| Overall Max: 55H x 27W x 27D | Top Grain Leather Seat | |
| Arms to Floor Min: 25.5 | and 2-Way Adjustable | |
| Options: N/A | Headrest | |
| Seat Travel: 2.75 | | |
| Weight: 62 Cube: 7.0 C.O.M. N/A | | |
| Features: 1, 4, 6, 7, 8, 9 | | |

Infinite Locking Mechanism

Denotes Space series

Matrex Series 2-to-1 Synchro Tilt, Matrex Backs, Adjustable Arms w/Soft Arm Pads and Pneumatic Seat Height Adjustment

| Matrex Series 2-to-1 Synchro Tilt, Matrex Backs, Adjustable Arms w/Soft Arm Pads and Pneumatic Seat Height Adjustment | | |
|--|---|-----------------------|
|  | 2662 Matrex Back Managers Chair with Grey Leather Seat, Adjustable Arms and Platinum Finish Metal Base | |
| | Seat Size: 22W x 19.5D x 4.5T | Fabric Grade |
| | Back Size: 21W x 23.5H | Matrex Back |
| | Overall Max: 44.25H x 27.75W x 27D | Grey Leather Seat |
| | Arms to Floor Min: 26 | |
| | Options: N/A | |
| | Seat Travel: 4.25 | |
| | Weight: 50 Cube: 6.2 C.O.M. N/A | |
| Features: 1, 4, 7, 8, 9 | | |
| | List Price | \$895.00 |
|  | 2663 Matrex Back Managers Chair with Black Leather Seat, Adjustable Arms and Platinum Finish Metal Base | |
| | Seat Size: 22W x 19.5D x 4.5T | Fabric Grade |
| | Back Size: 21W x 23.5H | Matrex Back |
| | Overall Max: 44.25H x 27.75W x 27D | Black Leather Seat |
| | Arms to Floor Min: 26 | |
| | Options: N/A | |
| | Seat Travel: 4.25 | |
| | Weight: 50 Cube: 6.2 C.O.M. N/A | |
| Features: 1, 4, 7, 8, 9 | | |
| | List Price | \$895.00 |
|  | 2664 Matrex Back Managers Chair with Burgundy Leather Seat, Adjustable Arms and Gunmetal Finish Metal Base | |
| | Seat Size: 22W x 19.5D x 4.5T | Fabric Grade |
| | Back Size: 21W x 23.5H | Matrex Back |
| | Overall Max: 44.25H x 27.75W x 27D | Burgundy Leather Seat |
| | Arms to Floor Min: 26 | |
| | Options: N/A | |
| | Seat Travel: 4.25 | |
| | Weight: 50 Cube: 6.2 C.O.M. N/A | |
| Features: 1, 4, 7, 8, 9 | | |
| | List Price | \$895.00 |
|  | 2787 Matrex Back and Seat Ergonomic Chair with Adjustable Arms, 2-to-1 Knee Tilt Control and Gunmetal Finish Base | |
| | Seat Size: 21.5W x 20D x 3.75T | Fabric Grade |
| | Back Size: 20.75W x 24.5H | Matrex Back |
| | Overall Max: 44.75H x 28.5W x 26.25D | and Seat |
| | Arms to Floor Min: 27 | |
| | Options: N/A | |
| | Seat Travel: 2.75 | |
| | Weight: 58 Cube: 6.5 C.O.M. N/A | |
| Features: 1, 4, 6, 7, 8, 9 | | |
| | List Price | \$1050.00 |
|  | 27876 Matrex Back and Seat Ergonomic Chair with adjustable Arms, Headrest, 2-to-1 Knee Tilt Control and Gunmetal Finish Base | |
| | Seat Size: 21.5W x 20D x 3.75T | Fabric Grade |
| | Back Size: 20.75W x 34H | Matrex Back |
| | Overall Max: 53.75H x 28.5W x 26.25D | and Seat |
| | Arms to Floor Min: 27 | |
| | Options: N/A | |
| | Seat Travel: 2.75 | |
| | Weight: 61 Cube: 7.0 C.O.M. N/A | |
| Features: 1, 4, 6, 7, 8, 9 | | |
| | List Price | \$1150.00 |
|  | 63-51712 Professional Matrex Back and Leather Ergonomic Chair with Adjustable Arms and Gunmetal Finish Base | |
| | Seat Size: 22W x 19.5D x 4.5T | Fabric Grade |
| | Back Size: 21.75W x 21.5H x | Matrex Back |
| | Overall Max: 45H x 28W x 26.25D | and Leather Seat |
| | Arms to Floor Min: 24.75 | |
| | Options: N/A | |
| | Seat Travel: 4.25 | |
| | Weight: 49 Cube: 6.2 C.O.M. N/A | |
| Features: 1, 4, 6, 7, 8, 9 | | |
| | List Price | \$850.00 |

NEW

Denotes Space series

Matrex Series 2-to-1 Synchro Tilt, Matrex Backs, Adjustable Arms w/Soft Arm Pads and Pneumatic Seat Height Adjustment

68-11712 Professional Matrex Back and Seat Ergonomic Chair with Adjustable Arms and Gunmetal Finish Base



Seat Size: 22W x 21D x 3.75T
 Back Size: 21.75W x 21.5H
 Overall Max: 45H x 28W x 26.25D
 Arms to Floor Min: 24.75
 Options: N/A
 Seat Travel: 4.5
 Weight: 49 Cube: 5.4 C.O.M. N/A
 Features: 1, 4, 6, 7, 8, 9

| Fabric Grade | List Price |
|----------------------|------------|
| Matrex Back and Seat | \$900.00 |



68-50764 Professional Matrex Back Layered Leather Ergonomic Chair with 4-Way Adjustable Arms & Seat Slider



Seat Size: 21.5W x 21D x 4.5T
 Back Size: 21.5W x 22H
 Overall Max: 41.H x 28W x 27D
 Arms to Floor Min: 25.25
 Options: N/A
 Seat Travel: 3.25
 Weight: 60 Cube: 6.7 C.O.M. N/A
 Features: 1, 2, 3, 4, 8, 11

| Fabric Grade | List Price |
|--------------------------------------|------------|
| Matrex Back and Layered Leather Seat | \$1000.00 |

4-Way Adjustable Arms

Seat Slider



Seating Section

Air Grid Series 2-to-1 Synchro Tilt, Air Grid Backs, Adjustable Arms w/Soft PU Pads and Pneumatic Seat Height Adjustment

5500 Air Grid Back Deluxe Task Chair with Mesh Seat, Adjustable Angled Arms, Angled Base and Oversized Carpet Casters



Seat Size: 20.5W x 19.5D x 3.5T
 Back Size: 20.5W x 19H x 1.25T
 Overall Max: 42H x 27W x 26.5D
 Arms to Floor Min: 25.5
 Options: N/A
 Seat Travel: 4.25
 Weight: 40 Cube: 5.3 C.O.M. N/A
 Features: 1, 4, 7, 8, 9

| Fabric Grade | List Price |
|------------------------------------|------------|
| Air Grid Back with Black Mesh Seat | \$365.00 |



5520 Air Grid Back Deluxe Task Chair with Fabric Seat, Adjustable Angled Arms, Angled Base and Oversized Carpet Casters



Seat Size: 20.5W x 19.5D x 3.5T
 Back Size: 20.5W x 19H x 1.5T
 Overall Max: 42H x 27W x 26.5D
 Arms to Floor Min: 25.5
 Options: N/A
 Seat Travel: 4.25
 Weight: 40 Cube: 5.3 C.O.M. 1 yds
 Features: 1, 4, 7, 8, 9

| Fabric Grade | List Price |
|--------------|------------|
| A | \$395.00 |
| B | 415.00 |
| C | 438.00 |
| D | 462.00 |



Custom Fabric



5560 Air Grid Seat & Back Task Chair with Adjustable Angled Arms, Angled Base and Oversized Carpet Casters
















Seat Size: 20.5W x 19.5D x 3.5T
 Back Size: 20.5W x 19H x 1.25T
 Overall Max: 42H x 27W x 26.5D
 Arms to Floor Min: 25.5
 Options: N/A
 Seat Travel: 4.25
 Weight: 40 Cube: 5.3 C.O.M. N/A
 Features: 1, 4, 7, 8, 9

| Fabric Grade | List Price |
|------------------------|------------|
| Air Grid Seat and Back | \$425.00 |









Denotes Space series

Air Grid Series 2-to-1 Synchro Tilt, Air Grid Backs, Adjustable Arms w/Soft PU Pads and Pneumatic Seat Height Adjustment

| | | | |
|---|---|---|-------------------|
|  | 5565 Air Grid Back Visitors Chair with Air Grid Seat, Fixed Angled Arms and Sled Base | | |
| | Seat Size: 20.25W x 20.75D | Fabric Grade | List Price |
| | Back Size: 20.5W x 19H x 1.25T | Air Grid Back | \$400.00 |
| | Overall Max: 37.25H x 26.5W x 27D | and Seat | |
| | Arms to Floor Min: 25.75 | | |
| | Options: N/A | | |
| | Seat Travel: N/A | | |
| Weight: 40 Cube: 5.8 C.O.M. N/A |  |  | |
| Features: N/A | | | |
|  | 55403 Air Grid Back Deluxe Task Chair with Mesh Seat, Adjustable Angled Arms, Angled Base and Oversized Carpet Casters | | |
| | Seat Size: 21.75W x 19.5D x 4.25T | Fabric Grade | List Price |
| | Back Size: 20.5W x 32.75H | Air Grid Back with | \$565.00 |
| | Overall Max: 56.25H x 27.5W x 28.5D | Black Mesh Seat | |
| | Arms to Floor Min: 25.5 | | |
| | Options: N/A | | |
| | Seat Travel: 4.25 | | |
| Weight: 48 Cube: 6.9 C.O.M. N/A |  | | |
| Features: 1, 4, 7, 8, 9 | | | |
|  | 5505 Air Grid Back Visitors Chair with Mesh Seat, Fixed Angled Arms and Sled Base | | |
| | Seat Size: 20.5W x 19.5D x 3T | Fabric Grade | List Price |
| | Back Size: 20.5W x 20H x 1.75T | Air Grid Back with | \$330.00 |
| | Overall Max: 37.25H x 26.5W x 26.5D | Mesh Seat | |
| | Arms to Floor Min: 25.75 | | |
| | Options: N/A | | |
| | Seat Travel: N/A | | |
| Weight: 40 Cube: 5.8 C.O.M. N/A |  | | |
| Features: N/A | | | |
|  | 5700 Air Grid Back Deluxe Task Chair with Leather Seat, Adjustable Angled Arms, Angled Base and Oversized Carpet Casters | | |
| | Seat Size: 20.5W x 19.5D x 3.5T | Fabric Grade | List Price |
| | Back Size: 20.5W x 19H x 1.25T | Air Grid Back with | \$395.00 |
| | Overall Max: 42H x 27W x 26.5D | Black Top Grain | |
| | Arms to Floor Min: 25.5 | Leather Seat | |
| | Options: N/A | | |
| | Seat Travel: 4.25 | | |
| Weight: 40 Cube: 5.3 C.O.M. N/A |  | | |
| Features: 1, 4, 7, 8, 9 | | | |
|  | 57906 Air Grid Back Deluxe Task Chair with Leather Seat, Adjustable Angled Arms, Angled Base and Adjustable Headrest | | |
| | Seat Size: 21.75W x 19.5D x 4.25T | Fabric Grade | List Price |
| | Back Size: 20.5W x 32.75H | Air Grid Back with | \$660.00 |
| | Overall Max: 56.25H x 27.5W x 28.5D | Black Top Grain | |
| | Arms to Floor Min: 25.5 | Leather Seat | |
| | Options: N/A | | |
| | Seat Travel: 4.25 | | |
| Weight: 48 Cube: 6.7 C.O.M. N/A |  | | |
| Features: 1, 4, 7, 8, 9 | | | |
|  | 5705 Air Grid Back Visitors Chair with Leather Seat, Fixed Angled Arms and Sled Base | | |
| | Seat Size: 20.5W x 19.5D x 3T | Fabric Grade | List Price |
| | Back Size: 20.5W x 20H x 1.25T | Air Grid Back with | \$360.00 |
| | Overall Max: 37.25H x 26.5W x 26.5D | Black Leather Seat | |
| | Arms to Floor Min: 25.75 | | |
| | Options: N/A | | |
| | Seat Travel: N/A | | |
| Weight: 40 Cube: 5.8 C.O.M. N/A |  | | |
| Features: N/A | | | |










Denotes Space series

Air Grid Series 2-to-1 Synchro Tilt, Air Grid Backs, Adjustable Arms w/Soft PU Pads and Pneumatic Seat Height Adjustment

| | | | |
|---|---|--|-------------------------------|
|  | 5800 Air Grid Back Deluxe Task Chair with Leather Seat, Adjustable Angled Arms, Angled Chrome Base | | |
| | Seat Size: 21.75W x 19.5D x 3.75T Back Size: 19.75W x 20.5H x 1.25T Overall Max: 43H x 27.75W x 27.75D Arms to Floor Min: 24.75 Options: N/A Seat Travel: 4.25 Weight: 41 Cube: 5.3 C.O.M. N/A Features: 1, 4, 7, 8, 9 | Fabric Grade Air Grid Back with Black Top Grain Leather Seat | List Price \$515.00 |
|  | 5870 Air Grid Back Deluxe Task Chair with Leather Seat, Adjustable Angled Arms, Angled Chrome Base | | |
| | Seat Size: 21.75W x 19.5D x 3.75T Back Size: 20.75W x 24.25H Overall Max: 45H x 27.75W x 27.75D Arms to Floor Min: 24.75 Options: N/A Seat Travel: 4.25 Weight: 44 Cube: 5.9 C.O.M. N/A Features: 1, 4, 7, 8, 9 | Fabric Grade Air Grid Back with Black Top Grain Leather Seat | List Price \$650.00 |
|  | 6216 Deluxe Air Grid Back and Air Grid Seat Managers Chair with Adjustable Padded Arms and Gunmetal Finish Base | | |
| | Seat Size: 21.75W x 20.5D x 3.75T Back Size: 21.5W x 24H Overall Max: 44.5H x 28.5W x 27D Arms to Floor Min: 27 Options: N/A Seat Travel: 4.25 Weight: 51 Cube: 5.1 C.O.M. N/A Features: 1, 4, 7, 8, 9 | Fabric Grade Air Grid Back and Air Grid Seat | List Price \$735.00 |
|  | 6236 Gunmetal Dual Function Air Grid Back and Air Grid Seat Managers Chair with Adjustable Padded Arms | | |
| | Seat Size: 21.75W x 20.5D x 3.75T Back Size: 21.5W x 24H Overall Max: 44.5H x 28.5W x 27D Arms to Floor Min: 27 Options: N/A Seat Travel: 4.25 Weight: 57 Cube: 5.1 C.O.M. N/A Features: 1, 4, 8, 9, 11 | Fabric Grade Air Grid Back and Air Grid Seat | List Price \$815.00 |
|  | 6733 Dual Function Air Grid Back and Mesh Seat Managers Chair with Adjustable Padded Arms and Angled Base | | |
| | Seat Size: 19W x 19.5D x 3T Back Size: 19W x 20H Overall Max: 42.5H x 27.75W x 24D Arms to Floor Min: 25 Options: N/A Seat Travel: 4.25 Weight: 42 Cube: 5.4 C.O.M. N/A Features: 1, 4, 9, 11 | Fabric Grade Air Grid Back with Mesh Seat | List Price \$465.00 |
|  | 6763 Dual Function Air Grid Back and Seat Managers Chair with Adjustable Padded Arms and Angled Nylon Base | | |
| | Seat Size: 19W x 19.5D Back Size: 19W x 20H Overall Max: 42.5H x 27.75W x 24D Arms to Floor Min: 25 Options: N/A Seat Travel: 4.25 Weight: 42 Cube: 5.4 C.O.M. N/A Features: 1, 4, 9, 11 | Fabric Grade Air Grid Back and Seat | List Price \$515.00 |

Denotes Space series

Air Grid Series 2-to-1 Synchro Tilt, Air Grid Backs, Adjustable Arms w/Soft PU Pads and Pneumatic Seat Height Adjustment

| | | | | |
|---|--|---|------------------------------------|-------------------|
|  | 6806 Dual Function Air Grid Back and Mesh Seat Managers Chair with Adjustable Padded Arms and Gunmetal Finish Base | Seat Size: 21.5W x 21D x 4.5T | Fabric Grade | List Price |
| | Back Size: 21.5W x 24H | Air Grid Back with | \$775.00 | |
| | Overall Max: 44.75H x 28.25W x 30.25D | Mesh Seat | | |
| | Arms to Floor Min: 27.25 | | | |
| | Options: N/A | | | |
| | Seat Travel: 4.25 | | | |
| | Weight: 57 Cube: 6.3 C.O.M. N/A Features: 1, 4, 8, 9, 11 |  | | |
|  | 6876 Dual Function Air Grid Back and Leather Seat Managers Chair with Adjustable Padded Arms and Gunmetal Finish Base | Seat Size: 21.5W x 21D x 4.5T | Fabric Grade | List Price |
| | Back Size: 21.5W x 24H | Air Grid Back with | \$850.00 | |
| | Overall Max: 44.75H x 28.25W x 30.25D | Black Top Grain | | |
| | Arms to Floor Min: 27.25 | Leather Seat | | |
| | Options: N/A | | | |
| | Seat Travel: 4.25 | | | |
| | Weight: 57 Cube: 6.3 C.O.M. N/A Features: 1, 4, 8, 9, 11 |  | | |
|  | 13-37N20D Deluxe Air Grid Back Drafting Chair with Mesh Seat and Adjustable Footring | Seat Size: 20W x 19.75D x 3.5T | Fabric Grade | List Price |
| | Back Size: 19.75W x 17.75H | Air Grid Back & | \$475.00 | |
| | Overall Max: 51H x 21.25W x 25.5D | Mesh Seat | | |
| | Arms to Floor Min: N/A | | | |
| | Options: N/A | | | |
| | Seat Travel: 5 | | | |
| | Weight: 37 Cube: 5.1 C.O.M. N/A Features: 1, 4 |  | NEW | JULY 2007 |
|  | 75-37A773 Big Mans Professional Mesh Seat and Air Grid Back Knee Tilt Chair with 2 Way Adjustable Arms | Seat Size: 22W x 21D x 4.25T | Fabric Grade | List Price |
| | Back Size: 20.75W x 22.25H | Air Grid Back with | \$845.00 | |
| | Overall Max: 44.5H x 30.25W x 28.75D | Mesh Seat | | |
| | Arms to Floor Min: 25.5 | | | |
| | Options: N/A | | | |
| | Seat Travel: 2.5 | | | |
| | Weight: 62 Cube: 6.7 C.O.M. N/A Features: 1, 4, 6, 8, 9 |  | Big & Tall 400 lbs. | NEW |
|  | 75-47A773 Big Mans Professional Leather Seat and Air Grid Back Knee Tilt Chair with 2 Way Adjustable Arms | Seat Size: 22W x 21D x 4.25T | Fabric Grade | List Price |
| | Back Size: 20.75W x 22.25H | Air Grid Back with | \$895.00 | |
| | Overall Max: 44.5H x 30.25W x 28.75D | Leather Seat | | |
| | Arms to Floor Min: 25.5 | | | |
| | Options: N/A | | | |
| | Seat Travel: 2.5 | | | |
| | Weight: 62 Cube: 6.7 C.O.M. N/A Features: 1, 4, 6, 8, 9 |  | Big & Tall 400 lbs. | NEW |
|  | 1587C Professional Air Grid Back and Fabric Seat Managers Chair with Adjustable Padded Arms | Seat Size: 19.5W x 19.5D x 3.5T | Fabric Grade | List Price |
| | Back Size: 20.5W x 22H | -6303 Amazon, | \$550.00 | |
| | Overall Max: 44.75H x 28W x 25.5D | -6304 Steel, | | |
| | Arms to Floor Min: 25.25 | -6306 Cornstalk, | | |
| | Options: N/A | -6315 Rosewood | | |
| | Seat Travel: 4 | -6342 Indigo or | | |
| | Weight: 45 Cube: 5.8 C.O.M. N/A Features: 1, 4, 7, 8, 9 |  | -6352 Grape | NEW |
| | | | Aug. 2007 | |

Denotes Space series

Air Grid Series 2-to-1 Synchro Tilt, Air Grid Backs, Adjustable Arms w/Soft PU Pads and Pneumatic Seat Height Adjustment

► **2387C Professional Air Grid Back and Fabric Seat Managers Chair with Adjustable Padded Arms**



| Seat Size: 20W x 19.5D x 3T | Fabric Grade | List Price |
|---------------------------------------|------------------|------------|
| Back Size: 22.5W x 25.75H | -6303 Amazon, | \$550.00 |
| Overall Max: 46.25H x 27.25W x 25.75D | -6304 Steel, | |
| Arms to Floor Min: 25 | -6306 Cornstalk, | |
| Options: N/A | -6315 Rosewood | |
| Seat Travel: 4.25 | -6342 Indigo or | |
| Weight: 48 Cube: 5.2 C.O.M. N/A | -6352 Grape | |
| Features: 1, 4, 7, 8, 9 | | |



Sept. 2007

Light  Seating Section

Light Air Grid Series 2-to-1 Synchro Tilt, Air Grid Backs, Adjustable Arms w/Soft PU Pads and Pneumatic Seat Height Adjustment

► **2186 Air Grid Back Managers Chair with Mesh Seat, Adjustable Arms and Platinum Finish Metal Base**



| Seat Size: 22W x 20.5D x 4T | Fabric Grade | List Price |
|--------------------------------------|-----------------|------------|
| Back Size: 21.25W x 24H | Air Grid Back | \$720.00 |
| Overall Max: 44.5H x 27.75W x 27.75D | Black Mesh Seat | |
| Arms to Floor Min: 27 | | |
| Options: N/A | | |
| Seat Travel: 4.25 | | |
| Weight: 50 Cube: 5.9 C.O.M. N/A | | |
| Features: 1, 4, 7, 8, 9 | | |



► **67-366U5R Light Air Grid Back Guest Chair with Mesh Seat and Casters**



| Seat Size: 19.5W x 20D x 3.5T | Fabric Grade | List Price |
|--------------------------------------|---------------------|------------|
| Back Size: 19W x 18.5H | Light Air Grid Back | \$425.00 |
| Overall Max: 37.5H x 26.75W x 25.75D | Black Mesh Seat | |
| Arms to Floor Min: 25.5 | | |
| Options: N/A | | |
| Seat Travel: N/A | | |
| Weight: 39 Cube: 4.1 C.O.M. N/A | | |
| Features: | | |



► **3680 Air Grid Back Leather Chair with Platinum Finish Metal Base**














| Seat Size: 20W x 20D x 4T | Fabric Grade | List Price |
|---------------------------------|--------------------|------------|
| Back Size: 21W x 23H x 1.25T | Light Air Grid and | \$795.00 |
| Overall Max: 44H x 27.5W x 27D | Black Top Grain | |
| Arms to Floor Min: 26 | Leather | |
| Options: N/A | | |
| Seat Travel: 4.5 | | |
| Weight: 53 Cube: 5.8 C.O.M. N/A | | |
| Features: 1, 4, 7, 8, 9 | | |



► Denotes Space series

Light Air Grid Series 2-to-1 Synchro Tilt, Air Grid Backs, Adjustable Arms w/Soft PU Pads and Pneumatic Seat Height Adjustment

| | | | |
|---|---|-------------------------|-------------------|
|  | 3685 Air Grid Back Leather Visitors Chair with Platinum Finish Metal Base | | |
| | Seat Size: 20W x 20D x 4T | Fabric Grade | List Price |
| | Back Size: 21W x 23H x 1.25T | Light Air Grid and | \$635.00 |
| | Overall Max: 40.25H x 27.5W x 27D | Black Top Grain | |
| | Arms to Floor Min: 27 | Leather | |
| | Options: N/A | | |
| | Seat Travel: N/A | | |
| Weight: 52 Cube: 6.5 C.O.M. N/A |  | | |
| Features: N/A | | | |
|  | 36806 Air Grid Back Executive Leather Chair with Adjustable Headrest and Platinum Finish Metal Base | | |
| | Seat Size: 20W x 20D x 4T | Fabric Grade | List Price |
| | Back Size: 21W x 32.5H x 1.25T | Light Air Grid and | \$895.00 |
| | Overall Max: 54.5H x 27.5W x 27D | Black Top Grain | |
| | Arms to Floor Min: 26 | Leather | |
| | Options: N/A | | |
| | Seat Travel: 4.5 | | |
| Weight: 58 Cube: 7.2 C.O.M. N/A |  | | |
| Features: 1, 4, 7, 8, 9 | | | |
|  | 3716 Air Grid Back Air Grid Seat Executive Chair with Adjustable Arms and Platinum Finish Metal Base | | |
| | Seat Size: 21.75W x 20.5D x 4T | Fabric Grade | List Price |
| | Back Size: 20.75W x 24H | Light Air Grid | \$875.00 |
| | Overall Max: 44H x 28W x 32.25D | Seat and Back | |
| | Arms to Floor Min: 25.75 | | |
| | Options: N/A | | |
| | Seat Travel: 4.25 | | |
| Weight: 49 Cube: 5.1 C.O.M. N/A |  | | |
| Features: 1, 4, 7, 8, 9 | | | |
|  | 37166 Air Grid Back Air Grid Seat Executive Chair with Adjustable Headrest, Adjustable Arms and Platinum Finish Metal Base | | |
| | Seat Size: 21.75W x 20.5D x 4T | Fabric Grade | List Price |
| | Back Size: 20.75W x 32.5H | Light Air Grid | \$975.00 |
| | Overall Max: 54H x 28W x 32.25D | Seat and Back | |
| | Arms to Floor Min: 25.75 | | |
| | Options: N/A | | |
| | Seat Travel: 4.25 | | |
| Weight: 54 Cube: 7.0 C.O.M. N/A |  | | |
| Features: 1, 4, 7, 8, 9 | | | |
|  | 63-58612 Professional Light Air Grid Back and Leather Seat Chair with Adjustable Arms and Platinum Finish Base | | |
| | Seat Size: 22W x 19.5D x 4.5T | Fabric Grade | List Price |
| | Back Size: 21.75W x 21.5H | Light Air Grid Back | \$800.00 |
| | Overall Max: 45H x 28W x 26.25D | and Leather Seat | |
| | Arms to Floor Min: 24.75 | | |
| | Options: N/A | | |
| | Seat Travel: 4.25 | | |
| Weight: 51 Cube: 6.5 C.O.M. N/A |  | | |
| Features: 1, 4, 7, 8, 9 | | | |
|  | 63-58632 Professional Light Air Grid Back and Layered Leather Seat Dual Function Chair with Adjustable Arms | | |
| | Seat Size: 22W x 19.5D x 4.5T | Fabric Grade | List Price |
| | Back Size: 21.75W x 21.5H | Light Air Grid Back and | \$875.00 |
| | Overall Max: 45H x 28W x 26.25D | Layered Leather Seat | |
| | Arms to Floor Min: 25.75 | | |
| | Options: N/A | | |
| | Seat Travel: 4.0 | | |
| Weight: 58 Cube: 6.5 C.O.M. N/A |  | | |
| Features: 1, 2, 4, 7, 8, 9, 11 | | | |

NEW
LOWER PRICE

NEW
LOWER PRICE

Denotes Space series

Leather Seating Section

Leather Series 2-to-1 Synchro Tilt, Adjustable Arms w/Soft Arm Pads and Pneumatic Seat Height Adjustment

2900 Leather Managers Chair with Metal Base and Height Adjustable Arms



| Seat Size: 19.5W x 20D x 4T | Fabric Grade | List Price |
|------------------------------------|-----------------|------------|
| Back Size: 21W x 22H x 2.5T | Black Top Grain | \$590.00 |
| Overall Max: 45.75H x 27.75W x 29D | Leather | |
| Arms to Floor Min: 25 | | |
| Options: N/A | | |
| Seat Travel: 4.25 | | |
| Weight: 47 Cube: 6.1 C.O.M. N/A | | |
| Features: 1, 4, 7, 8, 9 | | |

2905 Leather Guest Chair with Height Adjustable Arms



| Seat Size: 20W x 19D x 4T | Fabric Grade | List Price |
|---------------------------------|-----------------|------------|
| Back Size: 21W x 21.5H x 2T | Black Top Grain | \$485.00 |
| Overall Max: 41H x 27.75W x 27D | Leather | |
| Arms to Floor Min: 25.25 | | |
| Options: N/A | | |
| Seat Travel: N/A | | |
| Weight: 43 Cube: 6.6 C.O.M. N/A | | |
| Features: N/A | | |

29008 Leather Managers Chair with Metal Base, Height Adjustable Arms and 2-Way Adjustable Headrest



| Seat Size: 19.5W x 20D x 4T | Fabric Grade | List Price |
|---------------------------------|-----------------|------------|
| Back Size: 21W x 22H x 2.5T | Black Top Grain | \$690.00 |
| Overall Max: 56H x 27.75W x 29D | Leather | |
| Arms to Floor Min: 25 | | |
| Options: 4.25 | | |
| Seat Travel: N/A | | |
| Weight: 53 Cube: 7.4 C.O.M. N/A | | |
| Features: 1, 4, 7, 8, 9 | | |

2930 Black Leather Managers Chair with Platinum Finish Base and Height Adjustable Arms



| Seat Size: 21.75W x 20D x 4T | Fabric Grade | List Price |
|--------------------------------------|---------------|------------|
| Back Size: 21.5W x 24.5H x 2.5T | Glove Soft | \$750.00 |
| Overall Max: 45.75H x 27.5W x 29.25D | Black Leather | |
| Arms to Floor Min: 27 | | |
| Options: N/A | | |
| Seat Travel: 4.25 | | |
| Weight: 53 Cube: 6.4 C.O.M. N/A | | |
| Features: 1, 4, 7, 8, 9 | | |

2935 Black Leather Guest Chair with Platinum Finish Height Adjustable Arms



| Seat Size: 21.75W x 20D x 4T | Fabric Grade | List Price |
|-------------------------------------|---------------|------------|
| Back Size: 21.5W x 24.5H x 2.5T | Glove Soft | \$600.00 |
| Overall Max: 41.25H x 27.5W x 28.5D | Black Leather | |
| Arms to Floor Min: 27.25 | | |
| Options: N/A | | |
| Seat Travel: N/A | | |
| Weight: 50 Cube: 6.8 C.O.M. N/A | | |
| Features: N/A | | |

Denotes Space series

Leather Series 2-to-1 Synchro Tilt, Adjustable Arms w/Soft Arm Pads and Pneumatic Seat Height Adjustment

29306 Black Leather Managers Chair with Platinum Finish Base, Height Adjustable Arms and Adjustable Headrest



| Seat Size: 21.75W x 20D x 4T | Fabric Grade | List Price |
|--------------------------------------|---------------|------------|
| Back Size: 21.5W x 31.75H x 2.5T | Glove Soft | \$850.00 |
| Overall Max: 54.75H x 27.5W x 29.25D | Black Leather | |
| Arms to Floor Min: 27 | | |
| Options: 4.25 | | |
| Seat Travel: N/A | | |
| Weight: 57 Cube: 7.0 C.O.M. N/A | | |
| Features: 1, 4, 7, 8, 9 | | |

2940 Burgundy Leather Managers Chair with Gunmetal Finish Base and Height Adjustable Arms



| Seat Size: 21.75W x 20D x 4T | Fabric Grade | List Price |
|--------------------------------------|------------------|------------|
| Back Size: 21.5W x 24.5H x 2.5T | Glove Soft | \$750.00 |
| Overall Max: 45.75H x 27.5W x 29.25D | Burgundy Leather | |
| Arms to Floor Min: 27 | | |
| Options: N/A | | |
| Seat Travel: 4.25 | | |
| Weight: 53 Cube: 6.4 C.O.M. N/A | | |
| Features: 1, 4, 7, 8, 9 | | |

2945 Burgundy Leather Guest Chair with Gunmetal Finish Height Adjustable Arms



| Seat Size: 21.75W x 20D x 4T | Fabric Grade | List Price |
|-------------------------------------|------------------|------------|
| Back Size: 21.5W x 24.5H x 2.5T | Glove Soft | \$600.00 |
| Overall Max: 41.25H x 27.5W x 28.5D | Burgundy Leather | |
| Arms to Floor Min: 27.25 | | |
| Options: N/A | | |
| Seat Travel: N/A | | |
| Weight: 50 Cube: 6.8 C.O.M. N/A | | |
| Features: N/A | | |

29406 Burgundy Leather Managers Chair with Gunmetal Finish Base, Height Adjustable Arms and Adjustable Headrest



| Seat Size: 21.75W x 20D x 4T | Fabric Grade | List Price |
|--------------------------------------|------------------|------------|
| Back Size: 21.5W x 31.75H x 2.5T | Glove Soft | \$850.00 |
| Overall Max: 54.75H x 27.5W x 29.25D | Burgundy Leather | |
| Arms to Floor Min: 27 | | |
| Options: 4.25 | | |
| Seat Travel: N/A | | |
| Weight: 57 Cube: 7.0 C.O.M. N/A | | |
| Features: 1, 4, 7, 8, 9 | | |

3900 Deluxe Leather Managers Chair with Cantilever Arms and Platinum Finish Base



| Seat Size: 21.5W x 21D x 4.5T | Fabric Grade | List Price |
|-----------------------------------|-----------------|------------|
| Back Size: 21.5W x 23H x 2T | Black Top Grain | \$710.00 |
| Overall Max: 45H x 28.25W x 28.5D | Leather | |
| Arms to Floor Min: 27 | | |
| Options: N/A | | |
| Seat Travel: 4.25 | | |
| Weight: 48 Cube: 6.3 C.O.M. N/A | | |
| Features: 1, 4, 7, 8, 9 | | |

3905 Deluxe Leather Visitors Chair with Cantilever Arms and Platinum Finish Base



| Seat Size: 21.5W x 21D x 4.5T | Fabric Grade | List Price |
|-------------------------------------|-----------------|------------|
| Back Size: 21.5W x 23H x 2T | Black Top Grain | \$550.00 |
| Overall Max: 40.5H x 28.25W x 28.5D | Leather | |
| Arms to Floor Min: 26.75 | | |
| Options: N/A | | |
| Seat Travel: N/A | | |
| Weight: 47 Cube: 6.6 C.O.M. N/A | | |
| Features: N/A | | |

Denotes Space series

Leather Series 2-to-1 Synchro Tilt, Adjustable Arms w/Soft Arm Pads and Pneumatic Seat Height Adjustment

39006 Deluxe Leather Executive Chair with Cantilever Arms, Adjustable Headrest and Platinum Finish Base



| Seat Size: 21.5W x 21D x 4.5T | Fabric Grade | List Price |
|---------------------------------|-----------------|------------|
| Back Size: 21.5W x 31H x 2T | Black Top Grain | \$810.00 |
| Overall Max: 54H x 28.25W x 29D | Leather | |
| Arms to Floor Min: 27 | | |
| Options: N/A | | |
| Seat Travel: 4.25 | | |
| Weight: 53 Cube: 7.0 C.O.M. N/A | | |
| Features: 1, 4, 7, 8, 9 | | |

9333 Deluxe Conference Chair with Cantilever Arms



| Seat Size: 22W x 20D x 5.25T | Fabric Grade | List Price |
|-----------------------------------|-----------------|------------|
| Back Size: 21W x 24H x 5T | Black Top Grain | \$625.00 |
| Overall Max: 45H x 27.5W x 28.25D | Leather | |
| Arms to Floor Min: 28 | | |
| Options: N/A | | |
| Seat Travel: 4.75 | | |
| Weight: 56 Cube: 6.6 C.O.M. N/A | | |
| Features: 1, 4, 7, 8, 9 | | |

Mesh Seating Section

Mesh Series 2-to-1 Synchro Tilt, Arms w/Soft Arm Pads and Pneumatic Seat Height Adjustment

3700 Deluxe Black Mesh Managers Chair with Cantilever Arms and Gunmetal Finish Base



| Seat Size: 21W x 21D x 4.5T | Fabric Grade | List Price |
|---------------------------------|-------------------|------------|
| Back Size: 21.25W x 23H x 2T | Deluxe Black Mesh | \$520.00 |
| Overall Max: 45H x 28.5W x 29D | Seat and Back | |
| Arms to Floor Min: 26.25 | | |
| Options: N/A | | |
| Seat Travel: 4.5 | | |
| Weight: 49 Cube: 6.8 C.O.M. N/A | | |
| Features: 1, 4, 7, 8, 9 | | |

3705 Deluxe Black Mesh Visitors Chair with Cantilever Arms and Gunmetal Finish Base



| Seat Size: 21W x 21D x 4.5T | Fabric Grade | List Price |
|----------------------------------|-------------------|------------|
| Back Size: 21.25W x 23H x 2T | Deluxe Black Mesh | \$415.00 |
| Overall Max: 45.5H x 28.5W x 29D | Seat and Back | |
| Arms to Floor Min: 27 | | |
| Options: N/A | | |
| Seat Travel: N/A | | |
| Weight: 46 Cube: 6.6 C.O.M. N/A | | |
| Features: N/A | | |

37006 Deluxe Black Mesh Managers Chair with Adjustable Headrest, Cantilever Arms and Gunmetal Finish Base



| Seat Size: 21W x 21D x 4.5T | Fabric Grade | List Price |
|----------------------------------|-------------------|------------|
| Back Size: 21.25W x 31H x 2T | Deluxe Black Mesh | \$595.00 |
| Overall Max: 54H x 28.5W x 29.5D | Seat and Back | |
| Arms to Floor Min: 26.25 | | |
| Options: N/A | | |
| Seat Travel: 4.5 | | |
| Weight: 53 Cube: 7.0 C.O.M. N/A | | |
| Features: 1, 4, 7, 8, 9 | | |

Denotes Space series



SPACE AND PROLINE II LIMITED WARRANTY

Space and ProLine II chairs are warranted from the date of purchase against failure due to material and workmanship as follows:

- Lifetime on component Parts Including pneumatic cylinder, control mechanism, base and casters.
- 3 Years on upholstery fabric and foam against wear and deterioration.
- Leather is not warranted against routine scratching and scuffing, as leather is subject to minor blemishes in use.

All warranties are limited to the original purchaser for normal commercial usage defined as a standard forty hour work week by persons weighing 250 lbs. or less. The 7102, 7105 and 7200 are for persons weighing 350 lbs. or less. This warranty will not cover labor, freight or damage from misuse, abuse, negligence, alteration, accident, vandalism, rusting, acts of nature or any other event beyond the control of Office Star Products. The warranty does not cover cosmetic damage that may result from normal use. Liability for incidental or consequential damages is excluded. The user assumes all risk of injury resulting from use of this product. When usage is more than 40 hours per week, a five year warranty on all parts applies. Fabric is warranted for one year. This warranty gives you specific legal rights, and you may also have other rights which vary from state to state.


All ProLine II and Space chairs meet or exceed ANSI BIFMA standards.

TO MAKE A WARRANTY CLAIM

Contact Parts Department via E-mail parts@officestar.net, by Fax 1-909-930-5629, or toll free parts number 1-800-950-7262, Monday through Friday 8:00 a.m. - 5:00 p.m. Pacific Time. Provide model number and description of the problem and obtain confirmation number. At its option, Office Star Products will:

- a. Supply compatible components of current manufacture.
- b. Repair the customer's component.

It is the customer's responsibility to prepay freight on any components returned to the factory. Return freight on components covered by warranty will be paid by Office Star Products.



5166, Deluxe Leather Executive Chair with Chrome Arms and Chrome Bases

❖ **5166 Deluxe High Back Executive Leather Chair with Chrome Base and Padded Chrome Arms**



| Seat Size: 21.5W x 20.5D x 5T | Fabric Grade | List Price |
|---------------------------------------|-----------------|------------|
| Back Size: 20.5W x 28.5H x 4.5T | Black Top Grain | \$610.00 |
| Overall Max: 47.75H x 26.25W x 28.25D | Leather | |
| Arms to Floor Min: 26.75 | | |
| Options: N/A | | |
| Seat Travel: 2.5 | | |
| Weight: 51 Cube: 8.3 C.O.M. N/A | | |
| Features: 1, 4, 6, 8, 9 | | |

7100 & 7200 Big and Tall Series Locking Mid Pivot Knee Tilt and Pneumatic Seat Height Adjustment

❖ **7102 Big and Tall Deluxe Executive Chair with Mid Pivot Knee Tilt, Gunmetal Finish Base and Adjustable Arms**



| Seat Size: 23W x 20.5D x 4.5T | Fabric Grade |
|-----------------------------------|--------------|
| Back Size: 22W x 25H x 4T | Grey Fabric |
| Overall Max: 45.5H x 33W x 28.25D | |
| Arms to Floor Min: 24.75 | |
| Options: N/A | |
| Seat Travel: 2.75 | |
| Weight: 67 Cube: 7.3 C.O.M. N/A | |
| Features: 1, 4, 6, 8, 9 | |

**Big & Tall
350 lbs.**

❖ **7105 Big and Tall Deluxe Executive Chair with Mid Pivot Knee Tilt, Gunmetal Finish Base and Adjustable Arms**



| Seat Size: 23W x 20.5D x 4.5T | Fabric Grade |
|-----------------------------------|--------------|
| Back Size: 22W x 25H x 4T | Blue Fabric |
| Overall Max: 45.5H x 33W x 28.25D | |
| Arms to Floor Min: 24.75 | |
| Options: N/A | |
| Seat Travel: 2.75 | |
| Weight: 67 Cube: 7.3 C.O.M. N/A | |
| Features: 1, 4, 6, 8, 9 | |

**Big & Tall
350 lbs.**

❖ **7200 Big and Tall Deluxe Leather Executive Chair with Mid Pivot Knee Tilt, Gunmetal Finish Base and Adjustable Arms**



| Seat Size: 23W x 20.5D x 4.5T | Fabric Grade |
|-----------------------------------|-----------------|
| Back Size: 22W x 25H x 4T | Black Top Grain |
| Overall Max: 45.5H x 33W x 28.25D | Leather |
| Arms to Floor Min: 24.75 | |
| Options: N/A | |
| Seat Travel: 2.75 | |
| Weight: 67 Cube: 7.3 C.O.M. N/A | |
| Features: 1, 4, 6, 8, 9 | |

**Big & Tall
350 lbs.**

3280 Series Deluxe Leather, Deluxe Locking Mid Pivot Knee Tilt and Pneumatic Seat Height Adjustment

❖ **3280 Deluxe High Back Executive Leather Chair with Chrome Finish Base and Padded Arms**



| Seat Size: 21W x 21D x 4.5T | Fabric Grade | List Price |
|-----------------------------------|-----------------|------------|
| Back Size: 22W x 30H x 5T | Black Top Grain | \$650.00 |
| Overall Max: 46.5H x 25.25W x 29D | Leather | |
| Arms to Floor Min: 28 | | |
| Options: N/A | | |
| Seat Travel: 2.25 | | |
| Weight: 55 Cube: 8.3 C.O.M. N/A | | |
| Features: 1, 4, 6, 8, 9 | | |

NEW

❖ **3281 Deluxe Mid Back Executive Leather Chair with Chrome Finish Base and Padded Arms**



| Seat Size: 21W x 21D x 4.5T | Fabric Grade | List Price |
|------------------------------------|-----------------|------------|
| Back Size: 21W x 23H x 4.5T | Black Top Grain | \$600.00 |
| Overall Max: 42H x 25.25W x 27.25D | Leather | |
| Arms to Floor Min: 28 | | |
| Options: N/A | | |
| Seat Travel: 2.25 | | |
| Weight: 52 Cube: 7.2 C.O.M. N/A | | |
| Features: 1, 4, 6, 8, 9 | | |

NEW

8100 Series Deluxe Leather, Deluxe Locking Mid Pivot Knee Tilt and Pneumatic Seat Height Adjustment
❖ 3285 Deluxe Mid Back Leather Visitors Chair with Chrome Finish Sled Base and Padded Arms


| Seat Size: 21W x 21D x 4.5T | Fabric Grade | List Price |
|------------------------------------|-----------------|------------|
| Back Size: 21W x 23H x 4.5T | Black Top Grain | \$525.00 |
| Overall Max: 39.25H x 25.25W x 29D | Leather | |
| Arms to Floor Min: 28 | | |
| Options: N/A | | |
| Seat Travel: N/A | | |
| Weight: 49 Cube: 7.4 C.O.M. N/A | | |
| Features: N/A | | |

NEW
8200 Series Deluxe Leather, Deluxe Locking Mid Pivot Knee Tilt and Pneumatic Seat Height Adjustment
❖ 8200 Deluxe High Back Executive Leather Chair with Chrome Base and Padded Chrome Arms


| Seat Size: 21W x 20D x 3.5T | Fabric Grade | List Price |
|---------------------------------------|-----------------|------------|
| Back Size: 20W x 30H x 3.5T | Black Top Grain | \$595.00 |
| Overall Max: 48.75H x 25.75W x 27.25D | Leather | |
| Arms to Floor Min: 25.25 | | |
| Options: N/A | | |
| Seat Travel: 2.75 | | |
| Weight: 60 Cube: 6.6 C.O.M. N/A | | |
| Features: 1, 4, 6, 8, 9 | | |

**NEW
LOWER PRICE**
❖ 8201 Deluxe Mid Back Executive Leather Chair with Chrome Base and Padded Chrome Arms


| Seat Size: 20W x 20D x 3.5T | Fabric Grade | List Price |
|---------------------------------------|-----------------|------------|
| Back Size: 20W x 21H x 3.5T | Black Top Grain | \$535.00 |
| Overall Max: 37.75H x 25.75W x 27.25D | Leather | |
| Arms to Floor Min: 25.25 | | |
| Options: N/A | | |
| Seat Travel: 2.75 | | |
| Weight: 57 Cube: 6.3 C.O.M. N/A | | |
| Features: 1, 4, 6, 8, 9 | | |

**NEW
LOWER PRICE**
❖ 8205 Deluxe Mid Back Leather Visitors Chair with Chrome Base and Padded Chrome Arms


| Seat Size: 21W x 20D x 3.5T | Fabric Grade | List Price |
|---------------------------------------|-----------------|------------|
| Back Size: 20W x 21H x 3.5T | Black Top Grain | \$495.00 |
| Overall Max: 37.25H x 25.75W x 27.25D | Leather | |
| Arms to Floor Min: 28.25 | | |
| Options: N/A | | |
| Seat Travel: N/A | | |
| Weight: 52 Cube: 6.6 C.O.M. N/A | | |
| Features: N/A | | |

**NEW
LOWER PRICE**
8500 Series Deluxe Leather, Padded Wood Arms, Wood Covered Base and Pneumatic Seat Height Adjustment
❖ 8500 Deluxe High Back Executive Leather Chair with Deluxe Locking Mid Pivot Knee Tilt and Mahogany Finish


| Seat Size: 21.5W x 22D x 5T | Fabric Grade | List Price |
|-------------------------------------|-----------------|------------|
| Back Size: 21.5W x 26.5H x 5T | Black Top Grain | \$595.00 |
| Overall Max: 46.25H x 26.5W x 31.5D | Leather | |
| Arms to Floor Min: 26 | | |
| Options: N/A | | |
| Seat Travel: 2.75 | | |
| Weight: 61 Cube: 7.8 C.O.M. N/A | | |
| Features: 1, 4, 6, 8, 9 | | |

❖ 8501 Deluxe Mid Back Executive Leather Chair with Deluxe Locking Mid Pivot Knee Tilt and Mahogany Finish


| Seat Size: 21.5W x 22D x 5T | Fabric Grade | List Price |
|----------------------------------|-----------------|------------|
| Back Size: 20W x 22H x 3.5T | Black Top Grain | \$570.00 |
| Overall Max: 42H x 26.5W x 31.5D | Leather | |
| Arms to Floor Min: 26 | | |
| Options: N/A | | |
| Seat Travel: 2.75 | | |
| Weight: 58 Cube: 7.2 C.O.M. N/A | | |
| Features: 1, 4, 6, 8, 9 | | |

8500 Series Deluxe Leather, Padded Wood Arms, Wood Covered Base and Pneumatic Seat Height Adjustment
❖ 8505 Deluxe Mid Back Leather Visitors Chair with Mahogany Finish


| | Fabric Grade | List Price |
|-------------------------------------|-----------------|------------|
| Seat Size: 21.5W x 22D x 5T | | |
| Back Size: 20W x 22H x 3.5T | Black Top Grain | \$440.00 |
| Overall Max: 38.75H x 26.5W x 31.5D | Leather | |
| Arms to Floor Min: 26 | | |
| Options: N/A | | |
| Seat Travel: N/A | | |
| Weight: 44 Cube: 5.0 C.O.M. N/A | | |
| Features: N/A | | |

4000 & 8000 Fabric Series Pneumatic Seat Height Adjustment, Ratchet Back, Multi Function with Seat Slider and 2-Way Adjustable Arms
❖ 4531 Multi-function Saddle Seat High Back Chair with Titanium Finish Base


| | Fabric Grade | List Price |
|-------------------------------------|--------------|------------|
| Seat Size: 20.5W x 19D x 3.5T | | |
| Back Size: 20.5W x 29H x 4T | Express | \$596.00 |
| Overall Max: 49.5H x 28.5W x 22.5D | A | 628.00 |
| Arms to Floor Min: 24.75 | B | 661.00 |
| Options: N/A | C | 726.00 |
| Seat Travel: 3.75 | D | |
| Weight: 61 Cube: 6.3 C.O.M. 2.0 yds | | |
| Features: 1, 2, 4, 8, 13 | | |

NEW
Sept. 2007
❖ 4532 Multi-function Saddle Seat Mid Back Chair with Titanium Finish Base


| | Fabric Grade | List Price |
|-------------------------------------|--------------|------------|
| Seat Size: 20.5W x 19D x 3.5T | | |
| Back Size: 20.5W x 25H x 4T | Express | \$568.00 |
| Overall Max: 45.5H x 28.5W x 22.5D | A | 598.00 |
| Arms to Floor Min: 24.75 | B | 630.00 |
| Options: N/A | C | 692.00 |
| Seat Travel: 3.75 | D | |
| Weight: 58 Cube: 5.7 C.O.M. 2.0 yds | | |
| Features: 1, 2, 4, 8, 13 | | |

NEW
Sept. 2007
❖ 8511 Multi-function High Back Chair with Seat Slider and Titanium Finish


| | Fabric Grade | List Price |
|--------------------------------------|--------------|------------|
| Seat Size: 21.25W x 19D x 4T | | |
| Back Size: 20W x 24.25H x 3.5T | A | \$596.00 |
| Overall Max: 44.75H x 28.25W x 24D | B | 628.00 |
| Arms to Floor Min: 25 | C | 661.00 |
| Options: N/A | D | 726.00 |
| Seat Travel: 3.5 | | |
| Weight: 63 Cube: 6.3 C.O.M. 1.75 yds | | |
| Features: 1, 2, 4, 8, 13 | | |

"SEAT SLIDER"
❖ 8512 Multi-function Mid Back Chair with Seat Slider and Titanium Finish


| | Fabric Grade | List Price |
|-------------------------------------|--------------|------------|
| Seat Size: 21.25W x 19D x 4T | | |
| Back Size: 19.75W x 22H x 3.5T | A | \$568.00 |
| Overall Max: 42.5H x 27.25W x 24D | B | 598.00 |
| Arms to Floor Min: 25 | C | 630.00 |
| Options: N/A | D | 692.00 |
| Seat Travel: 3.5 | | |
| Weight: 62 Cube: 6.5 C.O.M. 1.5 yds | | |
| Features: 1, 2, 4, 8, 13 | | |

"SEAT SLIDER"

54890 Leather Pneumatic Seat Height Adjustment, Ratchet Back and Adjustable Arms with Soft Arm Pads

❖ **54890 Black Leather Multi-function High Back Chair with Seat Slider and Ratchet Back**



| Seat Size: 20.5W x 19.25D x 3T | Fabric Grade | List Price |
|-------------------------------------|---------------|------------|
| Back Size: 20.75W x 29H x 5T | Top Grain | \$650.00 |
| Overall Max: 49H x 27.75W x 28.25D | Black Leather | |
| Arms to Floor Min: 26 | | |
| Options: N/A | | |
| Seat Travel: 3.5 | | |
| Weight: 69 Cube: 7.0 C.O.M. 2.0 yds | | |
| Features: 1, 2, 4, 8, 13 | | |

7160 Mesh Back Series Pneumatic Seat Height Adjustment, Seat Slider, 3 Position Lock 2-to-1 Synchro Tilt and 2 Way Adjustable Arms

❖ **7160 Mesh High Back Chair with Titanium Finish, Adjustable Arms and Locking 2-to-1 Synchro Tilt Control**



| Seat Size: 20.5W x 19D x 3.25T | Fabric Grade | List Price |
|---------------------------------|-------------------|------------|
| Back Size: 19.5W x 27.75H | Black Mesh Back & | \$395.00 |
| Overall Max: 47H x 26.75W x 24D | Black Fabric Seat | |
| Arms to Floor Min: 27.5 | | |
| Options: N/A | | |
| Seat Travel: 3.5 | | |
| Weight: 49 Cube: 6.1 C.O.M. N/A | | |
| Features: 1, 3, 4, 7, 9 | | |

❖ **7161 Mesh Mid Back Chair with Titanium Finish, Adjustable Arms and Locking 2-to-1 Synchro Tilt Control**



| Seat Size: 20.5W x 19D x 3.25T | Fabric Grade | List Price |
|------------------------------------|-------------------|------------|
| Back Size: 19.5W x 22H | Black Mesh Back & | \$370.00 |
| Overall Max: 41.25H x 26.75W x 24D | Black Fabric Seat | |
| Arms to Floor Min: 27.5 | | |
| Options: N/A | | |
| Seat Travel: 3.5 | | |
| Weight: 48 Cube: 5.1 C.O.M. N/A | | |
| Features: 1, 3, 4, 7, 9 | | |

❖ **7165 Mesh Back Visitors Chair with Titanium Finish Sled Base and Adjustable Arms**



| Seat Size: 20.5W x 19D x 3.25T | Fabric Grade | List Price |
|---------------------------------|-------------------|------------|
| Back Size: 19.5W x 22H | Black Mesh Back & | \$325.00 |
| Overall Max: 38H x 27W x 25D | Black Fabric Seat | |
| Arms to Floor Min: 26.5 | | |
| Options: N/A | | |
| Seat Travel: N/A | | |
| Weight: 44 Cube: 6.5 C.O.M. N/A | | |
| Features: | | |

Stacking and Visitor Series Titanium Finish Frames Fabric Seats and Plastic Backs

❖ **8610 Titanium Finish Visitors Chair with Arms and Plastic Wrap Around Back**



| Seat Size: 18W x 20D x 2T | Fabric Grade | List Price |
|---------------------------------|------------------------|------------|
| Back Size: 20W x 14.5H | Icon Black Fabric Seat | \$174.00 |
| Overall Max: 34H x 25W x 23D | | |
| Arms to Floor Min: 26.75 | | |
| Options: N/A | | |
| Seat Travel: N/A | | |
| Weight: 19 Cube: 3.5 C.O.M. N/A | | |
| Features: N/A | | |

Stacking

❖ **8620 Titanium Finish Armless Visitors Chair with Plastic Wrap Around Back**



| Seat Size: 18W x 20D x 2T | Fabric Grade | List Price |
|---------------------------------|------------------------|------------|
| Back Size: 20W x 14.5H | Icon Black Fabric Seat | \$152.00 |
| Overall Max: 34H x 20.5W x 23D | | |
| Arms to Floor Min: N/A | | |
| Options: N/A | | |
| Seat Travel: N/A | | |
| Weight: 17 Cube: 2.7 C.O.M. N/A | | |
| Features: N/A | | |

Stacking

❖ Denotes ProLine II series

Stacking and Visitor Series Titanium Finish Frames Fabric Seats and Plastic Backs

❖ 8640 Titanium Finish Rolling Visitors Chair with Casters, Arms and Plastic Wrap Around Back



| Seat Size: 18W x 20D x 2T | Fabric Grade | List Price |
|---------------------------------|------------------------|------------|
| Back Size: 20W x 14.5H | Icon Black Fabric Seat | \$180.00 |
| Overall Max: 34H x 25W x 23D | | |
| Arms to Floor Min: 26.75 | | |
| Options: N/A | | |
| Seat Travel: N/A | | |
| Weight: 19 Cube: 3.5 C.O.M. N/A | | |
| Features: N/A | | |

Stacking

Stack Series Deluxe Titanium Finish Stack Chairs

❖ 850 Deluxe Stack Chair with Titanium Finish Frame (4 Pack)



| Seat Size: 18W x 16.5D | Plastic Color | List Price |
|------------------------------------|---------------|------------|
| Back Size: 18W x 16.75H | Black | \$440.00 |
| Overall Max: 32.75H x 19.25W x 22D | | |
| Arms to Floor Min: N/A | | |
| Options: N/A | | |
| Seat Travel: N/A | | |
| Weight: 55 Cube: 17.8 C.O.M. N/A | | |
| Features: | | |

NEW

Note: Pricing Reflects 4 Pack

❖ 852 Deluxe Chair with Titanium Finish Frame and Notebook Tray (4 Pack)



| Seat Size: 18W x 16.5D | Plastic Color | List Price |
|------------------------------------|---------------|------------|
| Back Size: 18W x 16.75H | Black | \$700.00 |
| Overall Max: 32.75H x 24.75W x 22D | | |
| Tray to Floor Min: 27.5 | | |
| Options: N/A | | |
| Seat Travel: N/A | | |
| Weight: 95 Cube: 17.7 C.O.M. N/A | | |
| Features: | | |

NEW

Note: Pricing Reflects 4 Pack

❖ 8521 Deluxe Chair with Titanium Finish Frame and Notebook Tray (Single Pack)



| Seat Size: 18W x 16.5D | Plastic Color | List Price |
|------------------------------------|---------------|------------|
| Back Size: 18W x 16.75H | Black | \$200.00 |
| Overall Max: 32.75H x 24.75W x 22D | | |
| Tray to Floor Min: 27.5 | | |
| Options: N/A | | |
| Seat Travel: N/A | | |
| Weight: 21 Cube: 17.7 C.O.M. N/A | | |
| Features: | | |

NEW

Note: Pricing Reflects Single Pack

Limited Product Warranty

OSP Furniture includes office casegoods, coordinated wood guest seating and reception seating/tables manufactured for quality and durability. These products are warranted from the original purchase date and to the original purchaser for normal commercial usage – defined as a standard forty-hour work week and by persons weighing 250 lbs. or less -- according to the below-listed schedule and limitations.

Casegoods

- 10 years against failure due to materials and workmanship
- Laminate finishes are covered for a period of 5 years
- Veneer finishes are covered for a period of 3 years
- Electrical components are not covered by this warranty

Reception Tables

- 5 years structural integrity
- 3 years on wood finishes

Reception & Wood Guest Seating

- 5 years structural integrity of frame
- 3 years on seating wood finishes
- 3 years on upholstery fabric against wear and deterioration (except leather)
- Leather is not warranted against routine scratching and scuffing, as leather is subject to minor blemishes in use. Minor variations in color, texture and grain are a natural part of leather hides, and therefore, are not covered by this warranty.

Grain, color and finishes

Variation of grain and color are natural, inherent characteristics of wood, a living material. This variation is part of the beauty of real wood and anticipated in wood veneer furnishings. Therefore, OSP Furniture is not warranted to match in grain or color or texture. It is a natural phenomenon for wood grain to change in color as it ages, and wood finishes are not warranted for color-fastness.

Warranty Exclusions

This warranty will not cover labor, freight, or damage from misuse, abuse, negligence, alteration, assembly, installation, attachments, accident, vandalism, acts of nature or any other event beyond the control of Office Star Products. The warranty does not cover cosmetic damage that may result from normal use. Liability for incidental or consequential damage is excluded. The user assumes all risk of injury resulting from use of this product.

This warranty applies only to products purchased through authorized OSP Furniture dealers and products sold within the United States of America and the Commonwealth of Canada. This warranty does not apply to products used for rental purposes.

This warranty gives you specific legal rights, and you may also have other rights which vary from state to state.



Finish Key

MAH = Mahogany Finish
MPL = Maple Finish

LCH = Light Cherry Finish
CHY = Cherry Finish

Wood Guest Seating Coordinates with Kenwood, Napa, Sonoma and Mendocino casegoods

KEN991MAH KEN991LCH Leg Chair with Wood Slat Back Light Cherry or Mahogany finish (1 Pack)



| Seat Size: 20W x 18.5D | Fabric Grade | List Price |
|-------------------------------|---|------------|
| Back Size: 18.5W x 15.5H x 1T | Black -33 | \$462.00 |
| Overall Max: 23W x 23D x 32H | A | 485.00 |
| Seat Travel: N/A | B | 509.00 |
| Weight: 25 lbs. (1 pack) | C | 533.00 |
| Cube: 13.9 (1 pack) | D | 562.00 |
| C.O.M. 1.0 yds. | Note: Pricing Per 1 Pack | |
| UPS: Oversized | Note: Shipped 1 Per Carton Frame Fully Assembled, Seat Cushion Unmounted | |

NEW

KEN992MAH KEN992LCH Leg Chair with Wood Slat Back Light Cherry or Mahogany finish (2 Pack)



| Seat Size: 20W x 18.5D | Fabric Grade | List Price |
|-------------------------------|---|------------|
| Back Size: 18.5W x 15.5H x 1T | Black -33 | \$876.00 |
| Overall Max: 23W x 23D x 32H | A | 922.00 |
| Seat Travel: N/A | B | 970.00 |
| Weight: 48 lbs. (2 pack) | C | 1018.00 |
| Cube: 17.4 (2 pack) | D | 1076.00 |
| C.O.M. 1.0 yds. | Note: Pricing Per 2 Pack | |
| UPS: Oversized | Note: Shipped 2 Per Carton Frames Fully Assembled, Seat Cushions Unmounted | |

NEW

MEN981MAH MEN981MPL Leg Chair with Wood Criss-Cross Back & High Gloss Maple or Mahogany finish (1Pack)



| Seat Size: 18.5W x 19D | Fabric Grade | List Price |
|----------------------------------|---|------------|
| Back Size: 18W x 15H x 1T | Black -33 | \$532.00 |
| Overall Max: 22.5W x 23D x 33.5H | A | 558.00 |
| Seat Travel: N/A | B | 587.00 |
| Weight: 24 lbs. (1 pack) | C | 617.00 |
| Cube: 13.9 (1 pack) | D | 647.00 |
| C.O.M. 1.0 yds. | Note: Pricing Per 1 Pack | |
| UPS: Oversized | Note: Shipped 1 Per Carton Frame Fully Assembled, Seat Cushion Unmounted | |

NEW

MEN982MAH MEN982MPL Leg Chair with Wood Criss-Cross Back and High Gloss Maple or Mahogany finish (2 Pack)



| Seat Size: 18.5W x 19D | Fabric Grade | List Price |
|----------------------------------|---|------------|
| Back Size: 18W x 15H x 1T | Black -33 | \$1016.00 |
| Overall Max: 22.5W x 23D x 33.5H | A | 1068.00 |
| Seat Travel: N/A | B | 1126.00 |
| Weight: 45 lbs. (2 pack) | C | 1186.00 |
| Cube: 17.7 (2 pack) | D | 1246.00 |
| C.O.M. 1.0 yds. | Note: Pricing Per 2 Pack | |
| UPS: Oversized | Note: Shipped 2 Per Carton Frames Fully Assembled, Seat Cushions Unmounted | |

NEW

Wood Guest Seating Coordinates with Kenwood, Napa, Sonoma and Mendocino casegoods

SON971CHY Leg Chair with Partial Upholstered Back Cherry finish (1 Pack)



| Seat Size: 20W x 18.5D | Fabric Grade | List Price |
|---|--------------------------------|------------|
| Back Size: 18.5W x 15.5H x 2T | Black -33 | \$497.00 |
| Overall Max: 23W x 23D x 32H | A | 521.00 |
| Seat Travel: N/A | B | 547.00 |
| Weight: 26 lbs. (1 pack) | C | 575.00 |
| Cube: 13.9 (1 pack) | D | 602.00 |
| C.O.M. 1.5 yds. | NEW | |
| UPS: Oversized | Pricing Reflects 1 Pack | |
| Note: Shipped 1 Per Carton Frame Fully Assembled, Seat Cushion Unmounted | | |

SON972CHY Leg Chair with Partial Upholstered Back Cherry finish (2 Pack)



| Seat Size: 20W x 18.5D | Fabric Grade | List Price |
|---|--------------------------------|------------|
| Back Size: 18.5W x 15.5H x 2T | Black -33 | \$945.00 |
| Overall Max: 23W x 23D x 32H | A | 993.00 |
| Seat Travel: N/A | B | 1045.00 |
| Weight: 50 lbs. (2 pack) | C | 1101.00 |
| Cube: 17.4 (2 pack) | D | 1155.00 |
| C.O.M. 1.5 yds. | NEW | |
| UPS: Oversized | Pricing Reflects 2 Pack | |
| Note: Shipped 2 Per Carton Frames Fully Assembled, Seat Cushions Unmounted | | |

SON991CHY Leg Chair with Wood Slat Back Cherry finish (1 pack)



| Seat Size: 20W x 18.5D | Fabric Grade | List Price |
|---|--------------------------------|------------|
| Back Size: 18.5W x 15.5H x 1T | Black -33 | \$462.00 |
| Overall Max: 23W x 23D x 32H | A | 485.00 |
| Seat Travel: N/A | B | 509.00 |
| Weight: 26 lbs. (1 pack) | C | 533.00 |
| Cube: 13.9 (1 pack) | D | 562.00 |
| C.O.M. 1.0 yds. | NEW | |
| UPS: Oversized | Pricing Reflects 1 Pack | |
| Note: Shipped 1 Per Carton Frame Fully Assembled, Seat Cushion Unmounted | | |

SON992CHY Leg Chair with Wood Slat Back Cherry finish (2 pack)



| Seat Size: 20W x 18.5D | Fabric Grade | List Price |
|---|--------------------------------|------------|
| Back Size: 18.5W x 15.5H x 1T | Black -33 | \$876.00 |
| Overall Max: 23W x 23D x 32H | A | 922.00 |
| Seat Travel: N/A | B | 970.00 |
| Weight: 48 lbs. (2 pack) | C | 1018.00 |
| Cube: 17.4 (2 pack) | D | 1076.00 |
| C.O.M. 1.0 yds. | NEW | |
| UPS: Oversized | Pricing Reflects 2 Pack | |
| Note: Shipped 2 Per Carton Frames Fully Assembled, Seat Cushions Unmounted | | |

NAP901CHY NAP901MAH (1 pack) Leg Chair with Ladder Back & Matte Cherry or Mahogany finish (Replaces 1422)



| Seat Size: 22W x 18.75D x 2T | Fabric Grade | List Price |
|---|--------------------------------|------------|
| Back Size: 17.75W x 14.25H x 1T | Black -33 | \$387.00 |
| Overall Max: 22W x 22.25D x 32.5H | A | 407.00 |
| Seat Travel: N/A | B | 427.00 |
| Weight: 23 lbs. (1 pack) | C | 447.00 |
| Cube: 13.9 (1 pack) | D | 467.00 |
| C.O.M. 1.0 yds. | NEW | |
| UPS: Oversized | Pricing Reflects 1 Pack | |
| Note: Shipped 1 Per Carton Frames Fully Assembled, Seat Cushions Unmounted | | |

NAP902CHY NAP902MAH (2 pack) Leg Chair with Ladder Back & Matte Cherry or Mahogany finish (Replaces 1422)



| Seat Size: 22W x 18.75D x 2T | Fabric Grade | List Price |
|---|--------------------------------|------------|
| Back Size: 17.75W x 14.25H x 1T | Black -33 | \$726.00 |
| Overall Max: 22W x 22.25D x 32.5H | A | 766.00 |
| Seat Travel: N/A | B | 806.00 |
| Weight: 44 lbs. (2 pack) | C | 846.00 |
| Cube: 15.9 (2 pack) | D | 886.00 |
| C.O.M. 1.0 yds. | NEW | |
| UPS: Oversized | Pricing Reflects 2 Pack | |
| Note: Shipped 2 Per Carton Frames Fully Assembled, Seat Cushions Unmounted | | |

Lounge Series

LC20 Lounge Chair Cherry or Mahogany finish



| Seat Size: 21W x 21D | Fabric Grade | List Price |
|------------------------------|--|------------|
| Back Size: 21W x 16H | A | \$750.00 |
| Overall Max: 35W x 31D x 32H | B | 795.00 |
| Seat Travel: N/A | C | 875.00 |
| Weight: 63 lbs. | D | 940.00 |
| Cube: 21.78 | | |
| C.O.M. 6.0 yds. | | |
| UPS: No | Note: Shipped Assembled with Legs Unmounted | |

LC220 Lounge Sofa Cherry or Mahogany finish



| Seat Size: 44W x 21D | Fabric Grade | List Price |
|------------------------------|--|------------|
| Back Size: 44W x 16H | A | \$1495.00 |
| Overall Max: 59W x 31D x 32H | B | 1595.00 |
| Seat Travel: N/A | C | 1755.00 |
| Weight: 84 lbs. | D | 1895.00 |
| Cube: 33.6 | | |
| C.O.M. 12.0 yds. | | |
| UPS: No | Note: Shipped Assembled with Legs Unmounted | |

SL8471 Black SL8871 Taupe Leather Club Chair with Cherry Finish



| Seat Size: 22W x 20D | Finish | List Price |
|-----------------------------------|--|------------|
| Back Size: 22W x 16H | Black or Taupe Leather | \$595.00 |
| Overall Max: 32W x 33.5D x 30.75H | Cherry Finish | |
| Seat Height: 18.3" | | |
| Weight: 62 lbs. | | |
| Cube: 19.2 | | |
| C.O.M. N/A | | |
| UPS: No | Note: Shipped Assembled with Legs Unmounted | |

NEW Taupe Leather Available Aug. 2007

SL8472 Black SL8872 Taupe Leather Love Seat with Cherry Finish



| Seat Size: 48W x 20D | Finish | List Price |
|-----------------------------------|--|------------|
| Back Size: 48W x 16H | Black or Taupe Leather | \$895.00 |
| Overall Max: 58W x 33.5D x 30.75H | Cherry Finish | |
| Seat Travel: N/A | | |
| Weight: 91 lbs. | | |
| Cube: 34.5 | | |
| C.O.M. N/A | | |
| UPS: No | Note: Shipped Assembled with Legs Unmounted | |

NEW Taupe Leather Available Aug. 2007

SL8473 Black SL8873 Taupe Leather Sofa with Cherry Finish



| Seat Size: 64W x 20D | Finish | List Price |
|-------------------------------------|--|------------|
| Back Size: 64W x 16H | Black or Taupe Leather | \$1095.00 |
| Overall Max: 74.5W x 33.5D x 30.75H | Cherry Finish | |
| Seat Travel: N/A | | |
| Weight: 111 lbs. | | |
| Cube: 46.3 | | |
| C.O.M. N/A | | |
| UPS: No | Note: Shipped Assembled with Legs Unmounted | |

NEW Taupe Leather Available Aug. 2007

SL1571 Black Leather/Cherry SL1511 Black Leather/Maple Club Chair



| Seat Size: 20.7W x 21.3D x 13T | Finish | List Price |
|------------------------------------|--|------------|
| Back Size: 33W x 24.8H x 7.9T | Black Leather, Cherry | \$595.00 |
| Overall Max: 35.4W x 30.5D x 30.7H | or Maple Finish Legs | |
| Arms to Floor: 30.7 | | |
| Weight: 67 lbs. | | |
| Cube: 17.0 | | |
| C.O.M. N/A | | |
| UPS: No | Note: Shipped Assembled with Legs Unmounted | |

NEW Sept. 2007

Lounge Series

SL1572 Black Leather/Cherry SL1512 Black Leather/Maple Love Seat



| Seat Size: 40.7W x 21.3D x 13T | Finish | List Price |
|------------------------------------|---|-------------------|
| Back Size: 53.1W x 24.8H x 7.9T | Black Leather, Cherry | \$895.00 |
| Overall Max: 55.5W x 30.5D x 30.7H | or Maple Finish Legs | |
| Arms to Floor: 30.7 | | |
| Weight: 90 lbs. | | |
| Cube: 27.0 | | |
| C.O.M. N/A | | |
| UPS: No | Note: Shipped Assembled with Legs Unmounted | NEW |
| | | Sept. 2007 |

SL1573 Black Leather /Cherry SL1513 Black Leather/Maple Sofa



| Seat Size: 60.8W x 21.3D x 13T | Finish | List Price |
|------------------------------------|---|-------------------|
| Back Size: 73.2W x 24.8H x 7.9T | Black Leather, Cherry | \$1095.00 |
| Overall Max: 75.6W x 30.5D x 30.7H | or Maple Finish Legs | |
| Arms to Floor: 30.7 | | |
| Weight: 112 lbs. | | |
| Cube: 37.0 | | |
| C.O.M. N/A | | |
| UPS: No | Note: Shipped Assembled with Legs Unmounted | NEW |
| | | Sept. 2007 |

SL1871 Taupe Leather Club Chair with Cherry Finish Legs



| Seat Size: 20.7W x 21.3D x 13T | Finish | List Price |
|------------------------------------|---|-------------------|
| Back Size: 33W x 24.8H x 7.9T | Taupe Leather | \$595.00 |
| Overall Max: 35.4W x 30.5D x 30.7H | Cherry Finish Legs | |
| Arms to Floor: 30.7 | | |
| Weight: 67 lbs. | | |
| Cube: 17.0 | | |
| C.O.M. N/A | | |
| UPS: No | Note: Shipped Assembled with Legs Unmounted | NEW |
| | | Sept. 2007 |

SL1872 Taupe Leather Love Seat with Cherry Finish Legs



| Seat Size: 40.7W x 21.3D x 13T | Finish | List Price |
|------------------------------------|---|-------------------|
| Back Size: 53.1W x 24.8H x 7.9T | Taupe Leather | \$895.00 |
| Overall Max: 55.5W x 30.5D x 30.7H | Cherry Finish Legs | |
| Arms to Floor: 30.7 | | |
| Weight: 90 lbs. | | |
| Cube: 27.0 | | |
| C.O.M. N/A | | |
| UPS: No | Note: Shipped Assembled with Legs Unmounted | NEW |
| | | Sept. 2007 |

SL1873 Taupe Leather Sofa with Cherry Finish Legs



| Seat Size: 60.8W x 21.3D x 13T | Finish | List Price |
|------------------------------------|---|-------------------|
| Back Size: 73.2W x 24.8H x 7.9T | Taupe Leather | \$1095.00 |
| Overall Max: 75.6W x 30.5D x 30.7H | Cherry Finish Legs | |
| Arms to Floor: 30.7 | | |
| Weight: 112 lbs. | | |
| Cube: 37.0 | | |
| C.O.M. N/A | | |
| UPS: No | Note: Shipped Assembled with Legs Unmounted | NEW |
| | | Sept. 2007 |

SV1131 Black Vinyl Chair with Mahogany Finish Legs



| Seat Size: 20W x 21D | Finish | List Price |
|----------------------------------|---|------------|
| Back Size: 20W x 16H | Black Vinyl | \$495.00 |
| Overall Max: 28.5W x 31D x 30.5H | Mahogany Finish | |
| Seat Height: 18.3" | | |
| Weight: 66 lbs. | | |
| Cube: 14.2 | | |
| C.O.M. N/A | | |
| UPS: No | Note: Shipped Assembled with Legs Unmounted | |

Lounge Series

SV1132 Black Vinyl Love Seat with Mahogany Finish Legs



| Seat Size: 39W x 21D | Finish | List Price |
|------------------------------|---|------------|
| Back Size: 39W x 16H | Black Vinyl | \$720.00 |
| Overall Max: 48W x 31D x 30H | Mahogany Finish | |
| Seat Travel: N/A | | |
| Weight: 92 lbs. | | |
| Cube: 22.9 | | |
| C.O.M. N/A | | |
| UPS: No | Note: Shipped Assembled with Legs Unmounted | |

SV1133 Black Vinyl Sofa with Mahogany Finish Legs



| Seat Size: 59W x 21D | Finish | List Price |
|--------------------------------|---|------------|
| Back Size: 59W x 16H | Black Vinyl | \$940.00 |
| Overall Max: 74.8W x 31D x 30H | Mahogany Finish | |
| Seat Travel: N/A | | |
| Weight: 121 lbs. | | |
| Cube: 31.3 | | |
| C.O.M. N/A | | |
| UPS: No | Note: Shipped Assembled with Legs Unmounted | |

G4020M Mahogany Finish Coffee Table



| Seat Size: N/A | Finish | List Price |
|------------------------------|----------|------------|
| Back Size: N/A | Mahogany | \$300.00 |
| Overall Max: 40W x 20D x 16H | | |
| Seat Travel: N/A | | |
| Weight: 27 lbs. | | |
| Cube: 2.0 | | |
| C.O.M. N/A | | |
| UPS: Yes | | |

G2020M Mahogany Finish End Table



| Seat Size: N/A | Finish | List Price |
|------------------------------|----------|------------|
| Back Size: N/A | Mahogany | \$180.00 |
| Overall Max: 20W x 20D x 20H | | |
| Seat Travel: N/A | | |
| Weight: 18 lbs. | | |
| Cube: 1.2 | | |
| C.O.M. N/A | | |
| UPS: Yes | | |

G4020C Cherry Finish Coffee Table



| Seat Size: N/A | Finish | List Price |
|------------------------------|--------|------------|
| Back Size: N/A | Cherry | \$300.00 |
| Overall Max: 40W x 20D x 16H | | |
| Seat Travel: N/A | | |
| Weight: 27 lbs. | | |
| Cube: 2.0 | | |
| C.O.M. N/A | | |
| UPS: Yes | | |

G2020C Cherry Finish End Table



| Seat Size: N/A | Finish | List Price |
|------------------------------|--------|------------|
| Back Size: N/A | Cherry | \$180.00 |
| Overall Max: 20W x 20D x 20H | | |
| Seat Travel: N/A | | |
| Weight: 18 lbs. | | |
| Cube: 1.2 | | |
| C.O.M. N/A | | |
| UPS: Yes | | |



WORK SMART LIMITED WARRANTY

Work Smart chairs are warranted from the date of purchase against failure due to material and workmanship as follows:

- 15 Years on all non-moving metal parts.
- 5 Years on component parts including Control mechanisms, pneumatic cylinders, wood, plastic parts, base and casters.
- 3 Years on upholstery fabric and foam against wear and deterioration.
- Leather is not warranted against routine scratching and scuffing, as leather is subject to minor blemishes in use.

All warranties are limited to the original purchaser for normal commercial usage defined as a standard forty hour work week by persons weighing 250 lbs. or less. This warranty will not cover labor, freight or damage from misuse, abuse, negligence, alteration, accident, vandalism, rusting, acts of nature or any other event beyond the control of Office Star Products. The warranty does not cover cosmetic damage that may result from normal use. Liability for incidental or consequential damages is excluded. The user assumes all risk of injury resulting from use of this product. When usage is more than 40 hours per week, a two year warranty on all parts applies. Fabric is warranted for one year. This warranty gives you specific legal rights, and you may also have other rights which vary from state to state.

All Work Smart chairs are built to meet or exceed ANSI BIFMA standards.

GENERAL CHAIR WARRANTY

Office Star chairs are warranted from the date of purchase against failure due to material and workmanship as follows:

- 5 Years on all non-moving metal parts.
- 2 Years on component parts including Control mechanisms, pneumatic cylinders, wood, plastic parts, base and casters.
- 1 Years on upholstery fabric and foam against wear and deterioration.
- We cannot warrant leather against routine scratching and scuffing, as all leather is subject to minor blemishes in use.

All warranties are limited to the original purchaser for normal Residential usage by persons weighing 200 lbs. or less. All Manual Chairs plus 244, 299, 304, 306, 374, SC70, SC165, SC247, SC1656 and 5024 have a weight limit of 150 lbs. This warranty will not cover labor, freight or damage from misuse, abuse, negligence, alteration, accident, vandalism, rusting, acts of nature or any other event beyond the control of Office Star Products. The warranty does not cover cosmetic damage that may result from normal use. Liability for incidental or consequential damages is excluded. The user assumes all risk of injury resulting from use of this product. This warranty gives you specific legal rights, and you may also have other rights which vary from state to state.



Ergonomic Seating Seat Height and Tilt Angle Adjustments - Back Height and Angle Adjustments

★ **36420 Dual Function Ergonomic Chair with Ratchet Back Height**



| Seat Size: 18.5W x 18.1D x 3T | Fabric Grade | List Price |
|-------------------------------------|--------------|------------|
| Back Size: 16.1W x 18.5H x 3T | A | \$238.00 |
| Overall Max: 37.4H x 18.5W x 23.6D | B | 250.00 |
| Arms to Floor Min: N/A | C | 264.00 |
| Options: SW70 | D | 295.00 |
| Seat Travel: 5.5 | | |
| Weight: 40 Cube: 4.1 C.O.M. 0.8 yds | | |
| Features: 1, 2, 4, 10 | | |

NEW

Aug. 2007

★ **36427 Dual Function Ergonomic Chair with Ratchet Back Height and Adjustable Arms**



| Seat Size: 18.5W x 18.1D x 3T | Fabric Grade | List Price |
|-------------------------------------|--------------|------------|
| Back Size: 16.1W x 18.5H x 3T | A | \$318.00 |
| Overall Max: 37.4H x 25W x 23.6D | B | 334.00 |
| Arms to Floor Min: 25.25 | C | 352.00 |
| Options: SW70 | D | 395.00 |
| Seat Travel: 5.5 | | |
| Weight: 47 Cube: 4.1 C.O.M. 0.8 yds | | |
| Features: 1, 2, 4, 8, 13 | | |

NEW

Aug. 2007

★ **8180 Sculptured Ergonomic Managers Chair**



| Seat Size: 18.5W x 18.25D x 3T | Fabric Grade | List Price |
|-------------------------------------|--------------|------------|
| Back Size: 17W x 15.5H x 3T | A | \$300.00 |
| Overall Max: 41.25H x 25W x 23.5D | B | 316.00 |
| Arms to Floor Min: 24.5 | C | 334.00 |
| Options: SW70, SK1, SK5 | D | 372.00 |
| Seat Travel: 5.0 | | |
| Weight: 41 Cube: 4.8 C.O.M. 0.8 yds | | |
| Features: 1, 2, 4, 10 | | |

★ **2907 High Back Multi Function Ergonomic Chair with Ratchet Back Height and 2-Way Adjustable Arms**



| Seat Size: 20.25W x 20.5D x 4.5T | Fabric Grade | List Price |
|-------------------------------------|--------------|------------|
| Back Size: 20W x 25.25H x 4.25T | A | \$500.00 |
| Overall Max: 32.25H x 25W x 25.25D | B | 526.00 |
| Arms to Floor Min: 25.25 | C | 554.00 |
| Options: SW70 | D | 616.00 |
| Seat Travel: 3.75 | | |
| Weight: 62 Cube: 6.3 C.O.M. 2.0 yds | | |
| Features: 1, 2, 4, 8, 13 | | |

★ **3121 Mid Back 2-to-1 Synchro Tilt Chair with 2-Way Adjustable Soft Padded Arms**



| Seat Size: 20.5W x 19D x 3.5T | Fabric Grade | List Price |
|-------------------------------------|--------------|------------|
| Back Size: 19.5W x 21H x 3.5T | A | \$347.00 |
| Overall Max: 41.5H x 27.25W x 25.5D | B | 365.00 |
| Arms to Floor Min: 24.75 | C | 384.00 |
| Options: SW70 | D | 428.00 |
| Seat Travel: 4 | | |
| Weight: 46 Cube: 5.9 C.O.M. 1.5 yds | | |
| Features: 1, 4, 7, 8, 9 | | |

3121FB (Fabric Back) A & B Add \$5.00 to Net Price- C & D Add \$10.00 to Net Price (C.O.M. 1.75 yds)

★ **4730 Dual Function Ergonomic Chair with Ratchet Back and 2-Way Adjustable Soft Padded Arms**



| Seat Size: 19.5W x 18.5D x 3.5T | Fabric Grade | List Price |
|--------------------------------------|--------------|------------|
| Back Size: 19W x 21.75H x 3.5T | A | \$347.00 |
| Overall Max: 47H x 26.5W x 23D | B | 365.00 |
| Arms to Floor Min: 25.0 | C | 384.00 |
| Options: SW70 | D | 428.00 |
| Seat Travel: 5 | | |
| Weight: 53 Cube: 6.0 C.O.M. 1.25 yds | | |
| Features: 1, 2, 4, 11 | | |

★ Denotes Work Smart series

Ergonomic Seating Seat Height and Tilt Angle Adjustments - Back Height and Angle Adjustments

★ **SC615 Dual Function Ergonomic Chair with Ratchet Back and Adjustable Soft Padded Arms**



| Seat Size: 19.25W x 18.5D x 4T | Fabric Grade | List Price |
|--------------------------------------|--------------|------------|
| Back Size: 19.25W x 21.5H x 4T | A | \$314.00 |
| Overall Max: 47H x 27W x 23.25D | B | 330.00 |
| Arms to Floor Min: 25.0 | C | 348.00 |
| Options: SW70 | D | 388.00 |
| Seat Travel: 4.5 | | |
| Weight: 47 Cube: 6.4 C.O.M. 1.25 yds | | |
| Features: 1, 2, 4, 8, 11 | | |

★ **SC585 Dual Function Sculptured Task Chair with Adjustable Soft Padded Arms**



| Seat Size: 21W x 19.5D x 3.5T | Fabric Grade | List Price |
|--------------------------------------|--------------|------------|
| Back Size: 19.75W x 23H x 3T | A | \$238.00 |
| Overall Max: 45.5H x 27.75W x 25.75D | B | 250.00 |
| Arms to Floor Min: 24.5 | C | 264.00 |
| Options: N/A | D | 294.00 |
| Seat Travel: 3.75 | | |
| Weight: 46 Cube: 5.3 C.O.M. 1.75 yds | | |
| Features: 1, 2, 4, 8, 11 | | |

★ **43801 Mid Back Multi Function Ergonomic Chair with Ratchet Back Height and 2-Way Adjustable Arms**



| Seat Size: 20W x 20D x 3.5T | Fabric Grade | List Price |
|--------------------------------------|--------------|------------|
| Back Size: 19W x 19H x 3.5T | A | \$430.00 |
| Overall Max: 45H x 29W x 27.25D | B | 452.00 |
| Arms to Floor Min: 25.25 | C | 476.00 |
| Options: SW70 | D | 530.00 |
| Seat Travel: 3.75 | | |
| Weight: 57 Cube: 5.5 C.O.M. 1.75 yds | | |
| Features: 1, 2, 4, 8, 13 | | |



★ **43808 Multi Function Ergonomic Chair with Ratchet Back and Adjustable Soft Padded Arms**



| Seat Size: 20W x 20D x 3.5T | Fabric Grade | List Price |
|--------------------------------------|--------------|------------|
| Back Size: 19W x 19H x 3.5T | A | \$384.00 |
| Overall Max: 34.25H x 25W x 25.5D | B | 404.00 |
| Arms to Floor Min: 25.5 | C | 426.00 |
| Options: SW70 | D | 475.00 |
| Seat Travel: 5 | | |
| Weight: 53 Cube: 5.9 C.O.M. 1.25 yds | | |
| Features: 1, 2, 4, 8, 13 | | |

★ **43819 Multi Function Ergonomic Chair with Ratchet Back and Adjustable Soft Padded Arms**



| Seat Size: 20W x 20D x 3.5T | Fabric Grade | List Price |
|--------------------------------------|--------------|------------|
| Back Size: 19W x 23H x 3.5T | A | \$416.00 |
| Overall Max: 38.25H x 26.5W x 25.5D | B | 438.00 |
| Arms to Floor Min: 25.5 | C | 461.00 |
| Options: SW70 | D | 512.00 |
| Seat Travel: 5 | | |
| Weight: 55 Cube: 6.3 C.O.M. 1.75 yds | | |
| Features: 1, 2, 4, 8, 13 | | |

★ **43998 Dual Function Ergonomic Chair with Seat Slider, Ratchet Back and Adjustable Soft Padded Arms**



| Seat Size: 20W x 20D x 3.5T | Fabric Grade | List Price |
|--------------------------------------|--------------|------------|
| Back Size: 19W x 23H x 3.5T | A | \$416.00 |
| Overall Max: 38.25H x 26.5W x 25.5D | B | 438.00 |
| Arms to Floor Min: 25.5 | C | 461.00 |
| Options: SW70 | D | 512.00 |
| Seat Travel: 5 | | |
| Weight: 55 Cube: 6.7 C.O.M. 1.75 yds | | |
| Features: 1, 2, 4, 11 | | |

★ Denotes Work Smart series

Ergonomic Seating Seat Height and Tilt Angle Adjustments - Back Height and Angle Adjustments

★ **52621 Deluxe 2-to-1 Ergonomic Chair with Adjustable Soft Padded Arms**



| Seat Size: 21.25W x 21D x 4.5T | Fabric Grade | List Price |
|----------------------------------|---------------------|------------|
| Back Size: 21W x 25H x 6T | -509 Black Designer | \$375.00 |
| Overall Max: 45H x 27.5W x 27.5D | Pattern Fabric | |
| Arms to Floor Min: 26.5 | | |
| Options: SW70 | | |
| Seat Travel: 4.25 | | |
| Weight: 44 Cube: 6.5 C.O.M. N/A | | |
| Features: 1, 4, 7, 8, 9 | | |

Executive Ergonomic Leather Pneumatic Seat Height and Adjustable Arms

★ **EL4300 Professional Dual Function Ergonomic High Back Leather Chair with Padded Leather Height Adjustable Arms**



| Seat Size: 20.25W x 19.5D x 5T | Fabric Grade | List Price |
|-----------------------------------|-----------------------------|------------|
| Back Size: 20.5W x 26.25H x 5T | Italian Leather | \$525.00 |
| Overall Max: 49H x 27.25W x 27.5D | Black (-3) or Burgundy (-4) | |
| Arms to Floor Min: 25.25 | | |
| Options: SW70 | | |
| Seat Travel: 4.0 | | |
| Weight: 56 Cube: 7.3 C.O.M. N/A | | |
| Features: 1, 2, 4, 11 | | |

★ **EL4350 Deluxe Multi Function High Back Leather Chair with Ratchet Back Height and 2-Way Adjustable Arms**



| Seat Size: 20.25W x 19.5D x 5T | Fabric Grade | List Price |
|-----------------------------------|-----------------|------------|
| Back Size: 20.5W x 26.25H x 5T | Italian Leather | \$580.00 |
| Overall Max: 48.5H x 27.25W x 26D | Black (-3) Only | |
| Arms to Floor Min: 24.5 | | |
| Options: SW70 | | |
| Seat Travel: 4.0 | | |
| Weight: 63 Cube: 6.3 C.O.M. N/A | | |
| Features: 1, 2, 4, 8, 13 | | |

★ **EL52621 Deluxe 2-to-1 Synchro Tilt Chair with Adjustable Arms in Soft Leather**



| Seat Size: 21.25W x 21D x 4.5T | Fabric Grade | List Price |
|----------------------------------|--------------------------|------------|
| Back Size: 21W x 25H x 6T | (-C8) Brown Tone Leather | \$430.00 |
| Overall Max: 45H x 27.5W x 27.5D | or (-3) Black Leather | |
| Arms to Floor Min: 26.5 | | |
| Options: SW70 | | |
| Seat Travel: 4.25 | | |
| Weight: 44 Cube: 6.5 C.O.M. N/A | | |
| Features: 1, 4, 7, 8, 9 | | |

★ **EL52823 Deluxe Dual Function Chair with Adjustable Arms in Soft Leather**



| Seat Size: 21.25W x 21D x 4.5T | Fabric Grade | List Price |
|----------------------------------|--------------------------|------------|
| Back Size: 21W x 25H x 6T | (-C8) Brown Tone Leather | \$430.00 |
| Overall Max: 45H x 27.5W x 27.5D | or (-3) Black Leather | |
| Arms to Floor Min: 26.5 | | |
| Options: SW70 | | |
| Seat Travel: 4.25 | | |
| Weight: 44 Cube: 6.5 C.O.M. N/A | | |
| Features: 1, 4, 8, 9, 11 | | |

NEW

Pneumatic Task Chairs Pneumatic Seat Height Adjustment - Back Height and Seat Depth Adjustments

★ **SC117 Basic Task Chair (Replaces SC50T)**



| Seat Size: 18W x 17D x 2.5T | Fabric Grade | List Price |
|-------------------------------------|--------------|------------|
| Back Size: 16W x 10.5H x 2T | A | \$144.00 |
| Overall Max: 38H x 19.5W x 21.5D | B | 152.00 |
| Arms to Floor Min: N/A | C | 160.00 |
| Options: 03, 07, SW70, SK1, SK5 | D | 176.00 |
| Seat Travel: 5.75 | | |
| Weight: 22 Cube: 2.1 C.O.M. 0.8 yds | | |
| Features: 1, 2, 3, 4 | | |

Replaces SC50T



★ **8120 Sculptured Task Chair**



| Seat Size: 18.5W x 18.25D x 3T | Fabric Grade | List Price |
|-------------------------------------|--------------|------------|
| Back Size: 17W x 15.5H x 3T | A | \$221.00 |
| Overall Max: 40H x 20W x 23.25D | B | 233.00 |
| Arms to Floor Min: N/A | C | 246.00 |
| Options: 03, 07, SW70, SK1, SK5 | D | 275.00 |
| Seat Travel: 5.0 | | |
| Weight: 29 Cube: 4.1 C.O.M. 0.8 yds | | |
| Features: 1, 2, 3, 4 | | |

★ **SC3014 Contemporary Task Chair with Lumbar Support (Replaces SC730)**



| Seat Size: 19.5W x 19D x 4T | Fabric Grade | List Price |
|-------------------------------------|--------------|------------|
| Back Size: 17.25W x 17H x 3.5T | A | \$230.00 |
| Overall Max: 40H x 19.5W x 24.25D | B | 242.00 |
| Arms to Floor Min: N/A | C | 255.00 |
| Options: 03, 07, SW70, SK1, SK5 | D | 285.00 |
| Seat Travel: 5.0 | | |
| Weight: 30 Cube: 3.9 C.O.M. 0.8 yds | | |
| Features: 1, 2, 3, 4 | | |

★ **SC880 Contemporary Swivel Chair with Flex Back**



| Seat Size: 19W x 18.75D x 4T | Fabric Grade | List Price |
|-------------------------------------|--------------|------------|
| Back Size: 17.5W x 16H x 4T | A | \$230.00 |
| Overall Max: 41.5H x 19W x 24.25D | B | 242.00 |
| Arms to Floor Min: N/A | C | 255.00 |
| Options: 03, 07, SW70, SK1, SK5 | D | 285.00 |
| Seat Travel: 5.0 | | |
| Weight: 32 Cube: 4.3 C.O.M. 0.8 yds | | |
| Features: 1, 2, 3, 4, 12 | | |

★ **DH3400 Contemporary Swivel Chair with Flex Back**



| Seat Size: 20W x 19.25D x 2.25T | Fabric Grade | List Price |
|-------------------------------------|--------------|------------|
| Back Size: 17.75W x 18.5H x 2.5T | A | \$230.00 |
| Overall Max: 42H x 22.25W x 24.5D | B | 242.00 |
| Arms to Floor Min: N/A | C | 255.00 |
| Options: SW70, SK1, SK5 | D | 285.00 |
| Seat Travel: 3.5 | | |
| Weight: 31 Cube: 4.8 C.O.M. 0.8 yds | | |
| Features: 1, 2, 3, 4, 12 | | |

★ **DH3405 Contemporary Swivel Chair with Flex Back and Loop Arms**



| Seat Size: 20W x 19.25D x 2.25T | Fabric Grade | List Price |
|-------------------------------------|--------------|------------|
| Back Size: 17.75W x 18.5H x 2.5T | A | \$272.00 |
| Overall Max: 42H x 24.75W x 24.5D | B | 286.00 |
| Arms to Floor Min: 26.25 | C | 302.00 |
| Options: SW70, SK1, SK5 | D | 336.00 |
| Seat Travel: 3.5 | | |
| Weight: 38 Cube: 4.8 C.O.M. 0.8 yds | | |
| Features: 1, 2, 3, 4, 12 | | |

★ Denotes Work Smart series

Pneumatic Task Chairs Pneumatic Seat Height Adjustment - Back Height and Seat Depth Adjustments

★ **DH3412 Contemporary Swivel Chair with Flex Back and Adjustable Padded Arms**



| Seat Size: 20W x 19.25D x 2.25T | Fabric Grade | List Price |
|-------------------------------------|--------------|------------|
| Back Size: 17.75W x 18.5H x 2.5T | A | \$291.00 |
| Overall Max: 42H x 27.25W x 24.5D | B | 306.00 |
| Arms to Floor Min: 26.5 | C | 322.00 |
| Options: SW70, SK1, SK5 | D | 358.00 |
| Seat Travel: 3.5 | | |
| Weight: 38 Cube: 4.8 C.O.M. 1.0 yds | | |
| Features: 1, 2, 3, 4, 12 | | |

Economical Task Chairs Pneumatic Seat Height Adjustment

★ **SC59 Sculptured Task Chair with Contemporary Loop Arms**



| Seat Size: 19.5W x 18D x 3T | Fabric Grade | List Price |
|--------------------------------------|--------------|------------|
| Back Size: 17.75W x 18H x 2.5T | A | \$186.00 |
| Overall Max: 40H x 25.25W x 22.5D | B | 196.00 |
| Arms to Floor Min: 25 | C | 210.00 |
| Options: N/A | | |
| Seat Travel: 4.25 | | |
| Weight: 32 Cube: 3.3 C.O.M. 1.25 yds | | |
| Features: 1, 4, 5, 8, 9 | | |

Note: This Chair Has a Weight Limit of 200 lbs.

★ **SC66 Sculptured Task Chair with Adjustable Soft Padded Arms**



| Seat Size: 19.5W x 18D x 3T | Fabric Grade | List Price |
|--------------------------------------|--------------|------------|
| Back Size: 17.75W x 18H x 2.5T | A | \$219.00 |
| Overall Max: 40H x 28W x 23.5D | B | 230.00 |
| Arms to Floor Min: 25.5 | C | 242.00 |
| Options: N/A | | |
| Seat Travel: 4.25 | | |
| Weight: 37 Cube: 3.3 C.O.M. 1.75 yds | | |
| Features: 1, 4, 5, 8, 9 | | |

Note: This Chair Has a Weight Limit of 200 lbs.

★ **SC532V Vinyl Sculptured Task Chair with Loop Arms**



| Seat Size: 19.75W x 17.25D x 3T | Fabric Grade | List Price |
|---------------------------------|------------------|------------|
| Back Size: 18W x 17.75H x 3T | Black Vinyl Only | \$200.00 |
| Overall Max: 40.25H x 24W x 22D | | |
| Arms to Floor Min: 25.75 | | |
| Options: N/A | | |
| Seat Travel: 4.25 | | |
| Weight: 32 Cube: 3.3 C.O.M. N/A | | |
| Features: 1, 4, 5, 8, 9 | | |

Note: This Chair Has a Weight Limit of 200 lbs. July 2007

NEW

★ **SC813V Vinyl Sculptured Task Chair with Adjustable Soft Padded Arms**



| Seat Size: 21.25W x 19.75D x 3T | Fabric Grade | List Price |
|----------------------------------|------------------|------------|
| Back Size: 20.25W x 21H x 3T | Black Vinyl Only | \$250.00 |
| Overall Max: 42.5H x 28W x 24.5D | | |
| Arms to Floor Min: 24.75 | | |
| Options: N/A | | |
| Seat Travel: 6.5 | | |
| Weight: 32 Cube: 3.3 C.O.M. N/A | | |
| Features: 1, 4, 5, 8, 9 | | |

Note: This Chair Has a Weight Limit of 200 lbs. July 2007

NEW

★ **KC247 Ergonomically Designed Knee Chair with Casters**



| Seat Size: 17W x 12.75D x 3T | Fabric Grade | List Price |
|--------------------------------------|-----------------|------------|
| Back Size: 19W x 10.5H x 3T | Black (-3) only | \$140.00 |
| Overall Max: 28.25H x 10.5W x 20.25D | | |
| Arms to Floor Min: N/A | | |
| Options: N/A | | |
| Seat Travel: 12.5 | | |
| Weight: 19 Cube: 2.3 C.O.M. N/A | | |
| Features: N/A | | |

Note: This Chair Has a Weight Limit of 200 lbs.

★ Denotes Work Smart series

Executive Seating - Fabric Pneumatic Seat Height Adjustment and Locking Tilt Controls with Adjustable Tilt Tension
★ 41570 Distinctive High Back Executive Chair with 3 Position Locking 2-to-1 Synchro Tilt Control


| Seat Size: 20W x 20.5D x 4T | Fabric Grade | List Price |
|--------------------------------------|--------------|------------|
| Back Size: 18.5W x 24H x 3T | A | \$336.00 |
| Overall Max: 43.5H x 27W x 24.5D | B | 354.00 |
| Arms to Floor Min: 26 | C | 374.00 |
| Options: SW70 | D | 416.00 |
| Seat Travel: 4.0 | | |
| Weight: 53 Cube: 5.8 C.O.M. 1.25 yds | | |
| Features: 1, 4, 7, 8, 9 | | |

Sept. 2007
★ 41571 Distinctive Mid Back Executive Chair with 3 Position Locking 2-to-1 Synchro Tilt Control


| Seat Size: 20W x 20.5D x 4T | Fabric Grade | List Price |
|--------------------------------------|--------------|------------|
| Back Size: 18.5W x 20.5H x 3T | A | \$312.00 |
| Overall Max: 40.5H x 27W x 24.5D | B | 328.00 |
| Arms to Floor Min: 26 | C | 346.00 |
| Options: SW70 | D | 385.00 |
| Seat Travel: 4.0 | | |
| Weight: 50 Cube: 5.8 C.O.M. 1.25 yds | | |
| Features: 1, 4, 7, 8, 9 | | |

Sept. 2007
★ 41575 Distinctive Executive Guest Chair


| Seat Size: 19W x 20.5D x 4T | Fabric Grade | List Price |
|--------------------------------------|--------------|------------|
| Back Size: 18W x 20H x 3T | A | \$218.00 |
| Overall Max: 36.5H x 24W x 23D | B | 230.00 |
| Arms to Floor Min: 26.25 | C | 242.00 |
| Options: N/A | D | 270.00 |
| Seat Travel: N/A | | |
| Weight: 27 Cube: 5.8 C.O.M. 1.25 yds | | |
| Features: | | |

Sept 2007
★ 53670 Distinctive High Back Executive Chair with 3 Position Locking 2-to-1 Synchro Tilt Control, Seat Slider and Ratchet Back


| Seat Size: 20.75W x 20.25D x 4T | Fabric Grade | List Price |
|-------------------------------------|--------------|------------|
| Back Size: 20.75W x 26H x 4T | A | \$446.00 |
| Overall Max: 46.5H x 28.75W x 27D | B | 470.00 |
| Arms to Floor Min: 26.25 | C | 495.00 |
| Options: SW70 | D | 550.00 |
| Seat Travel: 3.5 | | |
| Weight: 58 Cube: 6.1 C.O.M. 2.0 yds | | |
| Features: 1, 2, 4, 7, 8, 9 | | |

★ 53671 Distinctive Mid Back Chair with 3 Position Locking 2-to-1 Synchro Tilt Control, Seat Slider and Ratchet Back


| Seat Size: 20.75W x 20.25D x 4T | Fabric Grade | List Price |
|-------------------------------------|--------------|------------|
| Back Size: 19.5W x 21.75H x 4T | A | \$425.00 |
| Overall Max: 41.75H x 28W x 26.25D | B | 448.00 |
| Arms to Floor Min: 26.25 | C | 472.00 |
| Options: N/A | D | 525.00 |
| Seat Travel: 3.5 | | |
| Weight: 55 Cube: 6.0 C.O.M. 2.0 yds | | |
| Features: 1, 2, 4, 7, 8, 9 | | |

★ 53675 Distinctive Conference Chair


| Seat Size: 20.75W x 20.25D x 4T | Fabric Grade | List Price |
|--------------------------------------|--------------|------------|
| Back Size: 19.5W x 22H x 4T | A | \$348.00 |
| Overall Max: 39.25H x 28.25W x 28.5D | B | 366.00 |
| Arms to Floor Min: 26.25 | C | 386.00 |
| Options: N/A | D | 430.00 |
| Seat Travel: N/A | | |
| Weight: 48 Cube: 6.5 C.O.M. 2.0 yds | | |
| Features: N/A | | |

Executive Seating - Fabric Pneumatic Seat Height Adjustment and Locking Tilt Controls with Adjustable Tilt Tension

★ **EX2651 Executive Mid Back Managers Chair with Locking Tilt Control and Pneumatic Seat Height Adjustment**



| Seat Size: 21W x 20D x 4T | Fabric Grade | List Price |
|--------------------------------------|--------------|------------|
| Back Size: 21W x 21H x 4T | A | \$238.00 |
| Overall Max: 41H x 26W x 27D | B | 250.00 |
| Arms to Floor Min: 26 | C | 264.00 |
| Options: SW70 | D | 292.00 |
| Seat Travel: 4.25 | | |
| Weight: 40 Cube: 5.5 C.O.M. 1.75 yds | | |
| Features: 1, 4, 5, 8, 9 | | |

★ **EX2654 Executive High Back Managers Chair with Locking Tilt Control and Pneumatic Seat Height Adjustment**



| Seat Size: 21W x 20D x 4T | Fabric Grade | List Price |
|--------------------------------------|--------------|------------|
| Back Size: 21W x 25H x 4T | A | \$264.00 |
| Overall Max: 45H x 26W x 27D | B | 278.00 |
| Arms to Floor Min: 26 | C | 292.00 |
| Options: SW70 | D | 325.00 |
| Seat Travel: 4.25 | | |
| Weight: 43 Cube: 5.5 C.O.M. 1.75 yds | | |
| Features: 1, 4, 5, 8, 9 | | |

★ **EX2655 Matching Conference/Visitors Chair to EX2654**



| Seat Size: 21W x 20D x 4T | Fabric Grade | List Price |
|--------------------------------------|--------------|------------|
| Back Size: 21W x 21H x 4T | A | \$218.00 |
| Overall Max: 35H x 26W x 27D | B | 230.00 |
| Arms to Floor Min: 26 | C | 242.00 |
| Options: N/A | D | 270.00 |
| Seat Travel: N/A | | |
| Weight: 35 Cube: 4.7 C.O.M. 1.75 yds | | |
| Features: N/A | | |

★ **EX180 Mid Back Executive Chair**



| Seat Size: 20W x 18.5D x 3T | Fabric Grade | List Price |
|---------------------------------|-------------------------|------------|
| Back Size: 20W x 22H x 3.5T | Pattern Fabric | \$250.00 |
| Overall Max: 43.5H x 25W x 25D | Navy (-5), | |
| Arms to Floor Min: 25 | Burgundy (-4), | |
| Options: SW70 | Grey (-2) or Black (-3) | |
| Seat Travel: 4.25 | | |
| Weight: 34 Cube: 4.3 C.O.M. N/A | | |
| Features: 1, 4, 5, 8, 9 | | |

★ **EX182 High Back Executive Chair**



| Seat Size: 20W x 18.5D x 3T | Fabric Grade | List Price |
|---------------------------------|-------------------------|------------|
| Back Size: 20W x 24.5H x 3.5T | Pattern Fabric | \$282.00 |
| Overall Max: 45.5H x 25W x 25D | Navy (-5), | |
| Arms to Floor Min: 25 | Burgundy (-4), | |
| Options: SW70 | Grey (-2) or Black (-3) | |
| Seat Travel: 4.25 | | |
| Weight: 37 Cube: 4.5 C.O.M. N/A | | |
| Features: 1, 4, 5, 8, 9 | | |

★ **EX184 Matching Sled Base Visitors Chair to EX180 and EX182**



| Seat Size: 21W x 19D x 3T | Fabric Grade | List Price |
|---------------------------------|-------------------------|------------|
| Back Size: 21W x 17.5H x 3T | Pattern Fabric | \$225.00 |
| Overall Max: 35.5H x 25W x 25D | Navy (-5), | |
| Arms to Floor Min: 26.5 | Burgundy (-4), | |
| Options: N/A | Grey (-2) or Black (-3) | |
| Seat Travel: N/A | | |
| Weight: 30 Cube: 4.6 C.O.M. N/A | | |
| Features: N/A | | |

★ Denotes Work Smart series

Executive Seating - Leather Pneumatic Seat Height Adjustment & Locking Tilt Controls with Adjustable Tilt Tension
EX1026 Leather Task Chair


| | Fabric Grade | List Price |
|--|---------------------|-------------------|
| Seat Size: 19W x 18D x 3T | Split Leather | \$188.00 |
| Back Size: 18W x 19.5H x 3.5T | Black (-3) Only | |
| Overall Max: 37.25H x 26W x 25D | | |
| Arms to Floor Min: 23.5 | | |
| Options: SW70 | | |
| Seat Travel: 3.5 | | |
| Weight: 33 Cube: 4.3 C.O.M. N/A | | |
| Features: 1, 4, 5, 8, 9 | | |

EX1055 Leather Visitors Chair with Sled Base


| | Fabric Grade | List Price |
|--|---------------------|-------------------|
| Seat Size: 20W x 20D x 4T | Split Leather | \$160.00 |
| Back Size: 20W x 14H x 3T | Black (-3) Only | |
| Overall Max: 34H x 23W x 23.75D | | |
| Arms to Floor Min: 26.25 | | |
| Options: N/A | | |
| Seat Travel: N/A | | |
| Weight: 28 Cube: 4.1 C.O.M. N/A | | |
| Features: N/A | | |

EX1128 High Back Executive Leather Chair


| | Fabric Grade | List Price |
|--|---------------------|-------------------|
| Seat Size: 21W x 20D x 4.5T | Top Leather | \$250.00 |
| Back Size: 20.5W x 28.5H x 4T | Black (-3) Only | |
| Overall Max: 48.5H x 25.5W x 28D | | |
| Arms to Floor Min: 26.25 | | |
| Options: SW70 | | |
| Seat Travel: 4 | | |
| Weight: 39 Cube: 6.2 C.O.M. N/A | | |
| Features: 1, 4, 5, 8, 9 | | |

EX1200 High Back Leather Executive Chair


| | Fabric Grade | List Price |
|--|---------------------|-------------------|
| Seat Size: 21W x 21D x 4.75T | Split Leather | \$260.00 |
| Back Size: 21.25W x 30.5H x 3.5T | Black (-3) Only | |
| Overall Max: 48H x 25.75W x 27.5D | | |
| Arms to Floor Min: 25.25 | | |
| Options: SW70 | | |
| Seat Travel: 3.5 | | |
| Weight: 38 Cube: 5.9 C.O.M. N/A | | |
| Features: 1, 4, 5, 8, 9 | | |

EX1201 Mid Back Leather Executive Chair


| | Fabric Grade | List Price |
|--|---------------------|-------------------|
| Seat Size: 21W x 21D x 4.75T | Split Leather | \$230.00 |
| Back Size: 21.25W x 24.5H x 3.5T | Black (-3) only | |
| Overall Max: 41.25H x 25.75W x 25.5D | | |
| Arms to Floor Min: 25.25 | | |
| Options: SW70 | | |
| Seat Travel: 3.5 | | |
| Weight: 34 Cube: 4.7 C.O.M. N/A | | |
| Features: 1, 4, 5, 8, 9 | | |

EX1205 Leather Visitors Chair


| | Fabric Grade | List Price |
|--|---------------------|-------------------|
| Seat Size: 21W x 21D x 4.75T | Split Leather | \$205.00 |
| Back Size: 21.25W x 24.5H x 3.5T | Black (-3) Only | |
| Overall Max: 39.5H x 25.75W x 26.25D | | |
| Arms to Floor Min: 27.0 | | |
| Options: N/A | | |
| Seat Travel: N/A | | |
| Weight: 35 Cube: 5.4 C.O.M. N/A | | |
| Features: N/A | | |

Executive Seating - Leather Pneumatic Seat Height Adjustment & Locking Tilt Controls with Adjustable Tilt Tension

★ **EX5300 High Back Executive Leather Chair**



| Seat Size: 21W x 19.5D x 4T | Fabric Grade | List Price |
|-----------------------------------|-----------------|------------|
| Back Size: 21W x 27H x 4T | Top Leather | \$325.00 |
| Overall Max: 46.25H x 26.5W x 30D | Black (-3) Only | |
| Arms to Floor Min: 25.75 | | |
| Options: SW70 | | |
| Seat Travel: 3.5 | | |
| Weight: 43 Cube: 6.7 C.O.M. N/A | | |
| Features: 1, 4, 5, 8, 9 | | |

★ **EX5301 Mid Back Executive Leather Chair**



| Seat Size: 21W x 19.5D x 4T | Fabric Grade | List Price |
|--------------------------------------|-----------------|------------|
| Back Size: 21W x 23H x 4T | Top Leather | \$300.00 |
| Overall Max: 42.25H x 26.5W x 28.75D | Black (-3) Only | |
| Arms to Floor Min: 25.75 | | |
| Options: SW70 | | |
| Seat Travel: 3.5 | | |
| Weight: 41 Cube: 5.9 C.O.M. N/A | | |
| Features: 1, 4, 5, 8, 9 | | |

★ **EX5305 Visitors Leather Chair**



| Seat Size: 20W x 19.5D x 4T | Fabric Grade | List Price |
|---------------------------------|-----------------|------------|
| Back Size: 21W x 23H x 4T | Top Leather | \$270.00 |
| Overall Max: 40H x 26.5W x 28D | Black (-3) Only | |
| Arms to Floor Min: 27.5 | | |
| Options: N/A | | |
| Seat Travel: N/A | | |
| Weight: 39 Cube: 5.9 C.O.M. N/A | | |
| Features: N/A | | |

★ **EX6840 High Back Executive Leather Chair w/Knee Tilt Control**



| Seat Size: 22W x 21.25D x 6.5T | Fabric Grade | List Price |
|------------------------------------|-----------------|------------|
| Back Size: 23.5W x 27H x 6T | Top Leather | \$575.00 |
| Overall Max: 50.25H x 26W x 30.75D | Black (-3) Only | |
| Arms to Floor Min: 27.25 | | |
| Options: SW70 | | |
| Seat Travel: 2.75 | | |
| Weight: 64 Cube: 12.1 C.O.M. N/A | | |
| Features: 1, 4, 6, 8 | | |

UPSable Oversized

★ **EX6841 Mid Back Executive Leather Chair w/Knee Tilt Control**



| Seat Size: 22W x 21.25D x 6.5T | Fabric Grade | List Price |
|---------------------------------|-----------------|------------|
| Back Size: 23.5W x 19.5H x 6T | Top Leather | \$540.00 |
| Overall Max: 44H x 26W x 28D | Black (-3) Only | |
| Arms to Floor Min: 27.25 | | |
| Options: SW70 | | |
| Seat Travel: 2.75 | | |
| Weight: 59 Cube: 9.4 C.O.M. N/A | | |
| Features: 1, 4, 6, 8 | | |

UPSable Oversized

★ **EX6845 Visitors Leather Chair**



| Seat Size: 22W x 21.25D x 6.5T | Fabric Grade | List Price |
|---------------------------------|-----------------|------------|
| Back Size: 23.5W x 19.5H x 6T | Top Leather | \$450.00 |
| Overall Max: 44H x 26W x 28D | Black (-3) Only | |
| Arms to Floor Min: 26.5 | | |
| Options: N/A | | |
| Seat Travel: N/A | | |
| Weight: 50 Cube: 9.1 C.O.M. N/A | | |
| Features: N/A | | |

UPSable Oversized

★ Denotes Work Smart series

Executive Seating - Leather Pneumatic Seat Height Adjustment & Locking Tilt Controls with Adjustable Tilt Tension
★ EX8126 High Back Executive Leather Chair


| Seat Size: 20.5W x 20D x 4T | Fabric Grade | List Price |
|-----------------------------------|-----------------|------------|
| Back Size: 21.25W x 30.5H x 4T | Top Leather | \$300.00 |
| Overall Max: 48H x 25.75W x 27.5D | Black (-3) Only | |
| Arms to Floor Min: 26.5 | | |
| Options: SW70 | | |
| Seat Travel: 4.25 | | |
| Weight: 44 Cube: 6.3 C.O.M. N/A | | |
| Features: 1, 4, 5, 8, 9 | | |

★ EX8121 Mid Back Leather Executive/Conference Chair


| Seat Size: 20.5W x 20D x 4T | Fabric Grade | List Price |
|----------------------------------|-----------------|------------|
| Back Size: 20W x 22.5H x 4T | Top Leather | \$280.00 |
| Overall Max: 40H x 24.5W x 27.5D | Black (-3) Only | |
| Arms to Floor Min: 26.5 | | |
| Options: SW70 | | |
| Seat Travel: 4.25 | | |
| Weight: 41 Cube: 5.5 C.O.M. N/A | | |
| Features: 1, 4, 5, 8, 9 | | |

★ EX8124 Visitors Leather Chair


| Seat Size: 20.5W x 19D x 4T | Fabric Grade | List Price |
|--------------------------------------|---------------|------------|
| Back Size: 20.5W x 17H x 3.5T | Top Leather | \$220.00 |
| Overall Max: 34.75H x 25.25W x 27.5D | Tan (-1) | |
| Arms to Floor Min: 25.75 | Black (-3) | |
| Options: N/A | Burgundy (-4) | |
| Seat Travel: N/A | | |
| Weight: 31 Cube: 5.4 C.O.M. N/A | | |
| Features: N/A | | |

★ EX8125 Leather Visitors Chair (Sled Base)


| Seat Size: 20.5W x 20D x 4T | Fabric Grade | List Price |
|------------------------------------|-----------------|------------|
| Back Size: 20W x 22.5H x 4T | Top Leather | \$265.00 |
| Overall Max: 37.5H x 24.5W x 26.5D | Black (-3) Only | |
| Arms to Floor Min: 25.75 | | |
| Options: N/A | | |
| Seat Travel: N/A | | |
| Weight: 39 Cube: 5.9 C.O.M. N/A | | |
| Features: N/A | | |

★ EX5161 Deluxe Mid Back Executive Leather Chair with Padded Loop Arms


| Seat Size: 21.5W x 22D x 5T | Fabric Grade | List Price |
|----------------------------------|--------------------|------------|
| Back Size: 21.5W x 22.5H x 5T | Glove Soft Leather | \$410.00 |
| Overall Max: 42H x 26.5W x 31.5D | Black (-G13) | |
| Arms to Floor Min: 26 | Top Grain Leather | \$440.00 |
| Options: SW70 | Burgundy (-4) | |
| Seat Travel: 2.25 | Glove Soft Leather | |
| Weight: 49 Cube: 6.6 C.O.M. N/A | Tan (-G11) | |
| Features: 1, 4, 5, 8, 9 | | |

★ EX5162 Deluxe High Back Executive Leather Chair with Padded Loop Arms


| Seat Size: 21.5W x 22D x 5T | Fabric Grade | List Price |
|-------------------------------------|-------------------------------|------------|
| Back Size: 21.5W x 26.5H x 5T | Glove Soft Leather | \$435.00 |
| Overall Max: 46.25H x 26.5W x 31.5D | Black (-G13) | |
| Arms to Floor Min: 26 | Burg. -4 Top Grain | List Price |
| Options: SW70 | Glove Soft Leather | \$470.00 |
| Seat Travel: 2.25 | Tan (-G11), Dark Grey (-G12), | |
| Weight: 51 Cube: 7.1 C.O.M. N/A | Green (-G16) or Saddle (-G8) | |
| Features: 1, 4, 5, 8, 9 | | |

★ Denotes Work Smart series

Executive Seating - Leather Pneumatic Seat Height Adjustment & Locking Tilt Controls with Adjustable Tilt Tension

★ **EX6200 Deluxe High Back Executive Leather Chair with Pillow Top Seat and Back, Padded Arms and Mid Pivot Control**



| Seat Size: 21W x 19.5D x 4.5T | Fabric Grade | List Price |
|-------------------------------------|--------------------|------------|
| Back Size: 21W x 27.5H x 4.5T | Top Grain Leather | \$450.00 |
| Overall Max: 47H x 26.75W x 26.75.D | Light Coffee (-E1) | |
| Arms to Floor Min: 28.75 | Black (-E3) | |
| Options: SW70 | Burgundy (-E4) | |
| Seat Travel: 2.5 | | |
| Weight: 57 Cube: 6.6 C.O.M. N/A | | |
| Features: 1, 4, 6, 8, 9 | | |

★ **EX6201 Deluxe Mid Back Executive Leather Chair with Pillow Top Seat and Back, Padded Arms**



| Seat Size: 21W x 19.5D x 4.5T | Fabric Grade | List Price |
|--------------------------------------|--------------------|------------|
| Back Size: 21W x 23.5H x 4.5T | Top Grain Leather | \$420.00 |
| Overall Max: 43.5H x 26.75W x 26.5.D | Light Coffee (-E1) | |
| Arms to Floor Min: 28.75 | Black (-E3) | |
| Options: SW70 | Burgundy (-E4) | |
| Seat Travel: 3.0 | | |
| Weight: 48 Cube: 5.6 C.O.M. N/A | | |
| Features: 1, 4, 5, 8, 9 | | |

★ **EX6205 Deluxe Leather Visitors Chair with Pillow Top Seat and Back, Padded Arms**



| Seat Size: 21W x 19.5D x 4.5T | Fabric Grade | List Price |
|-----------------------------------|--------------------|------------|
| Back Size: 21W x 23.5H x 4.5T | Top Grain Leather | \$335.00 |
| Overall Max: 40H x 26.75W x 26.5D | Light Coffee (-E1) | |
| Arms to Floor Min: | Black (-E3) | |
| Options: N/A | Burgundy (-E4) | |
| Seat Travel: N/A | | |
| Weight: 43 Cube: 4.9 C.O.M. N/A | | |
| Features: | | |

★ **EX9381 Deluxe Mid Back Executive Leather Chair with Pillow Top Seat and Back Padded Arms**



| Seat Size: 22.75W x 20D x 4.5T | Fabric Grade | List Price |
|-----------------------------------|---------------|------------|
| Back Size: 22W x 24H x 5T | Top Leather | \$375.00 |
| Overall Max: 42.5H x 28W x 28.75D | Tan (-1) | |
| Arms to Floor Min: 25.25 | Black (-3) or | |
| Options: SW70 | Burgundy (-4) | |
| Seat Travel: 3.75 | | |
| Weight: 46 Cube: 6.5 C.O.M. N/A | | |
| Features: 1, 4, 7, 8, 9 | | |

★ **EX9382 Deluxe High Back Executive Leather Chair with Pillow Top Seat and Back Padded Arms**



| Seat Size: 22.75W x 20D x 4.5T | Fabric Grade | List Price |
|---------------------------------|---------------|------------|
| Back Size: 22W x 28H x 5T | Top Leather | \$400.00 |
| Overall Max: 46.5H x 28W x 30D | Tan (-1) | |
| Arms to Floor Min: 25.25 | Black (-3) or | |
| Options: SW70 | Burgundy (-4) | |
| Seat Travel: 3.75 | | |
| Weight: 48 Cube: 7.5 C.O.M. N/A | | |
| Features: 1, 4, 7, 8, 9 | | |

★ **EX9385 Deluxe Leather Visitors Chair with Pillow Top Seat and Back**



| Seat Size: 22W x 20D x 4.5T | Fabric Grade | List Price |
|-----------------------------------|---------------|------------|
| Back Size: 22.75W x 21.5H x 4.5T | Top Leather | \$280.00 |
| Overall Max: 40.25H x 26.5W x 28D | Black (-3) or | |
| Arms to Floor Min: 26.25 | Burgundy (-4) | |
| Options: N/A | | |
| Seat Travel: N/A | | |
| Weight: 38 Cube: 5.8 C.O.M. N/A | | |
| Features: | | |

★ Denotes Work Smart series

Executive Seating - Leather Pneumatic Seat Height Adjustment & Locking Tilt Controls with Adjustable Tilt Tension

★ **EX1155 Deluxe High Back Executive Leather Chair with Chrome Base, Padded Arms and Punched Leather**



| Seat Size: 21.5W x 20D x 4T | Fabric Grade | List Price |
|-----------------------------------|-----------------|------------|
| Back Size: 21.5W x 28.5H x 5T | Top Grain | \$425.00 |
| Overall Max: 49H x 26.5W x 27.25D | Leather | |
| Arms to Floor Min: 26.5 | Black (-3) Only | |
| Options: SW70 | | |
| Seat Travel: 3.75 | | |
| Weight: 41 Cube: 6.4 C.O.M. N/A | | |
| Features: 1, 4, 5, 8, 9 | | |

★ **WD5330 Leather High Back Chair with Mahogany Finish Wood Base and Arms**



| Seat Size: 21W x 19.5D x 4T | Fabric Grade | List Price |
|-----------------------------------|-----------------|------------|
| Back Size: 21W x 27H x 4T | Top Leather | \$375.00 |
| Overall Max: 46.25H x 26.5W x 30D | Black (-3) only | |
| Arms to Floor Min: 25.75 | | |
| Options: N/A | | |
| Seat Travel: 3.5 | | |
| Weight: 50 Cube: 6.7 C.O.M. N/A | | |
| Features: 1, 4, 5, 8, 9 | | |

★ **WD5331 Leather Mid Back Chair with Mahogany Finish Wood Base and Arms**



| Seat Size: 21W x 19.5D x 4T | Fabric Grade | List Price |
|--------------------------------------|-----------------|------------|
| Back Size: 21W x 23H x 4T | Top Leather | \$350.00 |
| Overall Max: 42.25H x 26.5W x 28.75D | Black (-3) only | |
| Arms to Floor Min: 25.75 | | |
| Options: N/A | | |
| Seat Travel: 3.5 | | |
| Weight: 50 Cube: 5.7 C.O.M. N/A | | |
| Features: 1, 4, 5, 8, 9 | | |

★ **WD5335 Leather Visitors Chair with Mahogany Finish Wood Base and Arms**



| Seat Size: 21W x 19.5D x 4T | Fabric Grade | List Price |
|---------------------------------|-----------------|------------|
| Back Size: 21W x 23H x 4T | Top Leather | \$300.00 |
| Overall Max: 37.5H x 26W x 29D | Black (-3) only | |
| Arms to Floor Min: 26.0 | | |
| Options: N/A | | |
| Seat Travel: N/A | | |
| Weight: 40 Cube: 6.4 C.O.M. N/A | | |
| Features: N/A | | |

★ **WD5340 Leather High Back Chair with Mahogany Finish Wood Base and Padded Arms**



| Seat Size: 21W x 21D x 4.5T | Fabric Grade | List Price |
|----------------------------------|-------------------|------------|
| Back Size: 21W x 28H x 5T | Top Grain Leather | \$495.00 |
| Overall Max: 46H x 26.5W x 30.5D | Black (-3) only | |
| Arms to Floor Min: 26.5 | | |
| Options: N/A | | |
| Seat Travel: 3.5 | | |
| Weight: 55 Cube: 6.8 C.O.M. N/A | | |
| Features: 1, 4, 5, 8, 9 | | |

★ **WD5341 Leather Mid Back Chair with Mahogany Finish Wood Base and Padded Arms**



| Seat Size: 21W x 21D x 4.5T | Fabric Grade | List Price |
|----------------------------------|-------------------|------------|
| Back Size: 21W x 24H x 5T | Top Grain Leather | \$470.00 |
| Overall Max: 42H x 26.5W x 30.5D | Black (-3) only | |
| Arms to Floor Min: 26.5 | | |
| Options: N/A | | |
| Seat Travel: 3.5 | | |
| Weight: 54 Cube: 6.4 C.O.M. N/A | | |
| Features: 1, 4, 5, 8, 9 | | |

★ Denotes Work Smart series

Executive Seating - Leather Pneumatic Seat Height Adjustment & Locking Tilt Controls with Adjustable Tilt Tension

★ **WD5345 Leather Visitors Chair with Mahogany Finish Wood Base and Arms**



| Seat Size: 21W x 21D x 4.5T | Fabric Grade | List Price |
|---------------------------------|-------------------|------------|
| Back Size: 21W x 24H x 5T | Top Grain Leather | \$400.00 |
| Overall Max: 38H x 26W x 29D | Black (-3) only | |
| Arms to Floor Min: 26.25 | | |
| Options: N/A | | |
| Seat Travel: N/A | | |
| Weight: 41 Cube: 6.6 C.O.M. N/A | | |
| Features: N/A | | |

★ **WD5360 Leather High Back Chair with Cherry Finish Wood Base and Padded Arms**



| Seat Size: 21W x 21D x 4.5T | Fabric Grade | List Price |
|----------------------------------|-------------------|------------|
| Back Size: 21W x 28H x 5T | Top Grain Leather | \$495.00 |
| Overall Max: 46H x 26.5W x 30.5D | Black (-3) only | |
| Arms to Floor Min: 26.5 | | |
| Options: N/A | | |
| Seat Travel: 3.5 | | |
| Weight: 55 Cube: 6.8 C.O.M. N/A | | |
| Features: 1, 4, 5, 8, 9 | | |

★ **WD5361 Leather Mid Back Chair with Cherry Finish Wood Base and Padded Arms**



| Seat Size: 21W x 21D x 4.5T | Fabric Grade | List Price |
|----------------------------------|-------------------|------------|
| Back Size: 21W x 24H x 5T | Top Grain Leather | \$470.00 |
| Overall Max: 42H x 26.5W x 30.5D | Black (-3) only | |
| Arms to Floor Min: 26.5 | | |
| Options: N/A | | |
| Seat Travel: 3.5 | | |
| Weight: 54 Cube: 6.4 C.O.M. N/A | | |
| Features: 1, 4, 5, 8, 9 | | |

★ **WD5365 Leather Visitors Chair with Cherry Finish Wood Base and Arms**



| Seat Size: 21W x 21D x 4.5T | Fabric Grade | List Price |
|---------------------------------|-------------------|------------|
| Back Size: 21W x 24H x 5T | Top Grain Leather | \$400.00 |
| Overall Max: 38H x 26W x 29D | Black (-3) only | |
| Arms to Floor Min: 26.25 | | |
| Options: N/A | | |
| Seat Travel: N/A | | |
| Weight: 41 Cube: 6.2 C.O.M. N/A | | |
| Features: N/A | | |

★ **WD5670 Leather High Back Chair with Cherry Finish Wood Base and Arms**



| Seat Size: 21W x 19.5D x 4T | Fabric Grade | List Price |
|-----------------------------------|-----------------|------------|
| Back Size: 21W x 27H x 4T | Top Leather | \$375.00 |
| Overall Max: 46.25H x 26.5W x 30D | Black (-3) only | |
| Arms to Floor Min: 25.75 | | |
| Options: N/A | | |
| Seat Travel: 3.5 | | |
| Weight: 52 Cube: 6.8 C.O.M. N/A | | |
| Features: 1, 4, 5, 8, 9 | | |

★ **WD5671 Leather Mid Back Chair with Cherry Finish Wood Base and Arms**



| Seat Size: 21W x 19.5D x 4T | Fabric Grade | List Price |
|--------------------------------------|-----------------|------------|
| Back Size: 21W x 23H x 4T | Top Leather | \$350.00 |
| Overall Max: 42.25H x 26.5W x 28.75D | Black (-3) only | |
| Arms to Floor Min: 25.75 | | |
| Options: N/A | | |
| Seat Travel: 3.5 | | |
| Weight: 50 Cube: 6.1 C.O.M. N/A | | |
| Features: 1, 4, 5, 8, 9 | | |

★ Denotes Work Smart series

Executive Seating - Leather Pneumatic Seat Height Adjustment & Locking Tilt Controls with Adjustable Tilt Tension

★ **WD5675 Leather Visitors Chair with Cherry Finish Wood Base and Arms**



| Seat Size: 21W x 19.5D x 4T | Fabric Grade | List Price |
|---------------------------------|-----------------|------------|
| Back Size: 21W x 23H x 4T | Top Leather | \$300.00 |
| Overall Max: 37.5H x 26W x 29D | Black (-3) only | |
| Arms to Floor Min: 26.0 | | |
| Options: N/A | | |
| Seat Travel: N/A | | |
| Weight: 40 Cube: 6.4 C.O.M. N/A | | |
| Features: N/A | | |

★ **WD5730 Leather High Back Chair with Cherry Finish Wood Base and Arms**



| Seat Size: 21W x 20D x 4T | Fabric Grade | List Price |
|-------------------------------------|-------------------|------------|
| Back Size: 20.5W x 28H x 4.5T | Top Grain Leather | \$465.00 |
| Overall Max: 46.25H x 25.5W x 28.5D | Black (-3) only | |
| Arms to Floor Min: 26 | | |
| Options: N/A | | |
| Seat Travel: 3 | | |
| Weight: 51 Cube: 7.7 C.O.M. N/A | | |
| Features: 1, 4, 5, 8, 9 | | |

★ **WD5731 Leather Mid Back Chair with Cherry Finish Wood Base and Arms**



| Seat Size: 21W x 20D x 4T | Fabric Grade | List Price |
|----------------------------------|-------------------|------------|
| Back Size: 20.5W x 22.5H x 4.5T | Top Grain Leather | \$440.00 |
| Overall Max: 41.5H x 25.5W x 28D | Black (-3) only | |
| Arms to Floor Min: 26 | | |
| Options: N/A | | |
| Seat Travel: 3 | | |
| Weight: 50 Cube: 5.9 C.O.M. N/A | | |
| Features: 1, 4, 5, 8, 9 | | |

★ **WD5735 Leather Visitors Chair with Cherry Finish Wood Base and Arms**



| Seat Size: 21W x 20D x 4T | Fabric Grade | List Price |
|---------------------------------|-------------------|------------|
| Back Size: 20.5W x 22.5H x 4.5T | Top Grain Leather | \$370.00 |
| Overall Max: 39H x 24.5W x 28D | Black (-3) only | |
| Arms to Floor Min: 25.5 | | |
| Options: N/A | | |
| Seat Travel: N/A | | |
| Weight: 39 Cube: 6.1 C.O.M. N/A | | |
| Features: N/A | | |

Executive Seating - Leather w/Coated Frame Pneumatic Seat Height Adjustment & Locking Tilt Controls with Adjustable Tilt Tension

★ **DHL3062 Executive Leather Chair with Padded Arms and Coated Frame in Glove Soft Leather**



| Seat Size: 22.25W x 20.5D x 6.5T | Frame / Fabric | List Price |
|----------------------------------|------------------------|------------|
| Back Size: 23.25W x 27.5H x 6T | Glove Soft Leather | \$550.00 |
| Overall Max: 43H x 25.75W x 31D | Pewter / Wine (-G6) | |
| Arms to Floor Min: | Cocoa / Espresso (-G1) | |
| Options: N/A | | |
| Seat Travel: 3.75 | | |
| Weight: 48 Cube: 7.5 C.O.M. N/A | | |
| Features: 1, 4, 5, 8, 9 | | |

★ **DHL3081 Executive Glove Soft Leather Chair with Padded Arms and coated Frame**



| Seat Size: 22.75W x 22D x 5.5T | Frame / Fabric | List Price |
|---------------------------------------|------------------------|------------|
| Back Size: 24.75W x 30.75H x 7.5T | Glove Soft Leather | \$550.00 |
| Overall Max: 47.25H x 26.25W x 32.25D | Pewter / Wine (-G6) | |
| Arms to Floor Min: | Pewter / Black (-G13) | |
| Options: N/A | Cocoa / Saddle (-G8) | |
| Seat Travel: 3.5 | Cocoa / Espresso (-G1) | |
| Weight: 47 Cube: 8.0 C.O.M. N/A | | |
| Features: 1, 4, 5, 8, 9 | | |

★ **DHL3220 Executive Glove Soft Leather Chair with Mid Pivot Knee Tilt Control Padded Arms and Coated Frame**



| Seat Size: 21.5W x 19D x 5T | Frame / Fabric | List Price |
|-----------------------------------|----------------------|------------|
| Back Size: 23W x 27.5H x 5T | Glove Soft Leather | \$595.00 |
| Overall Max: 46.25H x 25.5W x 28D | Pewter / Wine (-G6) | |
| Arms to Floor Min: 27.25 | Cocoa / Saddle (-G8) | |
| Options: N/A | | |
| Seat Travel: 2.25 | | |
| Weight: 54 Cube: 7.6 C.O.M. N/A | | |
| Features: 1, 4, 6, 8, 9 | | |



★ **DHL3221 Executive Mid Back Glove Soft Leather Chair with Mid Pivot Knee Tilt Control Padded Arms and Coated Frame**



| Seat Size: 21.5W x 19D x 5T | Frame / Fabric | List Price |
|-------------------------------------|----------------------|------------|
| Back Size: 22W x 23.5H x 5T | Glove Soft Leather | \$565.00 |
| Overall Max: 41.75H x 25.5W x 27.5D | Pewter / Wine (-G6) | |
| Arms to Floor Min: 27.25 | Cocoa / Saddle (-G8) | |
| Options: N/A | | |
| Seat Travel: 2.25 | | |
| Weight: 52 Cube: 7.5 C.O.M. N/A | | |
| Features: 1, 4, 6, 8, 9 | | |



★ **DHL3225 Executive Glove Soft Leather Guest Chair with Padded Arms and Coated Frame**



| Seat Size: 21.5W x 19D x 5T | Frame / Fabric | List Price |
|-----------------------------------|----------------------|------------|
| Back Size: 22W x 23.5H x 5T | Glove Soft Leather | \$495.00 |
| Overall Max: 38.25H x 25.5W x 28D | Pewter / Wine (-G6) | |
| Arms to Floor Min: 27.25 | Cocoa / Saddle (-G8) | |
| Options: N/A | | |
| Seat Travel: N/A | | |
| Weight: 48 Cube: 6.3 C.O.M. N/A | | |
| Features: | | |



★ **DHL5266 2-to-1 Synchro Tilt Chair with Adjustable Padded Arms and Coated Frame in Glove Soft Leather**



| Seat Size: 20.5W x 19.5D x 5T | Frame / Fabric | List Price |
|---------------------------------|--|------------|
| Back Size: 20.5W x 24.5H x 4T | Glove Soft Leather | \$495.00 |
| Overall Max: 43H x 27W x 31.75D | Cocoa / Rust (-G4) | |
| Arms to Floor Min: 25 | Cocoa / Saddle (-G8) | |
| Options: N/A | NEW COLOR Pewter / Black (-G13) | |
| Seat Travel: 4.25 | | |
| Weight: 47 Cube: 6.8 C.O.M. N/A | | |
| Features: 1, 4, 7, 8, 9 | | |

★ Denotes Work Smart series

Executive Seating - Leather w/Coated Frame Pneumatic Seat Height Adjustment & Locking Tilt Controls with Adjustable Tilt Tension

★ **DHL7576 Executive Glove Soft Leather Chair with Padded Arms and Coated Frame**



| Seat Size: 20.5W x 19.5D x 5.5T | Frame / Fabric | List Price |
|---------------------------------------|--|------------|
| Back Size: 20.25W x 26.25H x 5T | Glove Soft Leather | \$495.00 |
| Overall Max: 45.25H x 25.75W x 30.75D | Cocoa / Espresso (-G1) | |
| Arms to Floor Min: 28 | NEW COLOR Cocoa / Rust (-G4) | |
| Options: N/A | Pewter / Wine (-G6) | |
| Seat Travel: 4.25 | NEW COLOR Pewter / Black (-G13) | |
| Weight: 47 Cube: 7.0 C.O.M. N/A | | |
| Features: 1, 4, 5, 8, 9 | | |

★ **DHL9931 Deluxe Leather 2-to-1 Synchro Tilt Managers Chair with Real Pillow Top Seat and Back & Padded Adjustable Arms**



| Seat Size: 21.5W x 19D x 4T | Frame / Fabric | List Price |
|-----------------------------------|----------------------|------------|
| Back Size: 21.5W x 27.5H x 3.75T | Glove Soft Leather | \$495.00 |
| Overall Max: 46.75H x 26.5W x 29D | Pewter / Wine (-G6) | |
| Arms to Floor Min: 26.75 | Cocoa / Saddle (-G8) | |
| Options: N/A | | |
| Seat Travel: 3.5 | | |
| Weight: 45 Cube: 7.0 C.O.M. N/A | | |
| Features: 1, 4, 7, 8, 9 | | |

Executive Wood Seating - Pneumatic Seat Height Adjustment & Locking Tilt Controls with Adjustable Tilt Tension

★ **MAN5266L Manchester Finish Executive Leather Chair with 2-to-1 Synchro Tilt Control and Adjustable Wood Arms**



| Seat Size: 20.5W x 19.5D x 5T | Fabric Grade | List Price |
|---------------------------------|----------------------------|------------|
| Back Size: 20.5W x 24.5H x 4T | Glove Soft Leather | \$495.00 |
| Overall Max: 43H x 27W x 31.75D | Tan (-G11) | |
| Arms to Floor Min: 25 | Black (-G13) | |
| Options: N/A | <i>with NEW Manchester</i> | |
| Seat Travel: 4.25 | <i>Wood FINISH</i> | |
| Weight: 52 Cube: 7.0 C.O.M. N/A | | |
| Features: 1, 4, 7, 8, 9 | | |

★ **MAN5343L Manchester Finish Deluxe Pillow Back Executive Leather Chair with Padded Arms in Glove Soft Leather**



| Seat Size: 20.5W x 20.5D x 5T | Fabric Grade | List Price |
|------------------------------------|----------------------------|------------|
| Back Size: 21.5W x 28.5H x 5T | Glove Soft Leather | \$495.00 |
| Overall Max: 46.5H x 26.5W x 30.5D | Black (-G13) | |
| Arms to Floor Min: 26.5 | Tan (-G11) | |
| Options: N/A | Green (-G16) | |
| Seat Travel: 3.75 | <i>with NEW MANCHESTER</i> | |
| Weight: 56 Cube: 7.7 C.O.M. N/A | <i>WOOD FINISH</i> | |
| Features: 1, 4, 5, 8, 9, | | |

★ **MAN5266 Manchester Finish Executive Microsuede Chair with 2-to-1 Synchro Tilt Control and Adjustable Wood Arms**



| Seat Size: 20.5W x 19.5D x 5T | Fabric Grade | List Price |
|---------------------------------|----------------------------|------------|
| Back Size: 20.5W x 24.5H x 4T | Buckskin (-308) | \$425.00 |
| Overall Max: 43H x 27W x 31.75D | Pleasure suede | |
| Arms to Floor Min: 25 | <i>with NEW MANCHESTER</i> | |
| Options: N/A | <i>WOOD FINISH</i> | |
| Seat Travel: 4.25 | | |
| Weight: 52 Cube: 7.0 C.O.M. N/A | | |
| Features: 1, 4, 7, 8, 9 | | |

MAN5343 Manchester Finish Deluxe Pillow Back Executive Chair with Padded Arms in Microsuede or Mammoth Fabric



| Seat Size: 20.5W x 20.5D x 5T | Fabric | List Price |
|------------------------------------|----------------------------|------------|
| Back Size: 21.5W x 28.5H x 5T | Buckskin (-308) | \$425.00 |
| Overall Max: 46.5H x 26.5W x 30.5D | Pleasure suede or | |
| Arms to Floor Min: 26.5 | Peat (-321) | |
| Options: N/A | Sage (-322) | |
| Seat Travel: 3.75 | Mammoth | |
| Weight: 56 Cube: 7.7 C.O.M. N/A | <i>with NEW MANCHESTER</i> | |
| Features: 1, 4, 5, 8, 9, | <i>WOOD FINISH</i> | |

★ **WD4000 Oak Finish Wood Executive Chair**



| Seat Size: 20W x 19D x 3.5T | Fabric Grade | List Price |
|-------------------------------------|--------------|------------|
| Back Size: 22.5W x 23.75H x 3.75T | A | \$373.00 |
| Overall Max: 44H x 24W x 26D | B | 393.00 |
| Arms to Floor Min: 30 | C | 413.00 |
| Options: N/A | D | 462.00 |
| Seat Travel: 4.25 | | |
| Weight: 42 Cube: 5.9 C.O.M. 2.0 yds | | |
| Features: 1, 4, 5, 8, 9 | | |

★ **WD4005 Oak Finish Wood Visitors Chair**



| Seat Size: 20.25W x 19.75D x 3.75T | Fabric Grade | List Price |
|-------------------------------------|--------------|------------|
| Back Size: 22.5W x 21H x 2.75T | A | \$279.00 |
| Overall Max: 38.25H x 24W x 27.75D | B | 294.00 |
| Arms to Floor Min: 24.75 | C | 309.00 |
| Options: N/A | D | 346.00 |
| Seat Travel: N/A | | |
| Weight: 30 Cube: 4.4 C.O.M. 2.0 yds | | |
| Features: N/A | | |

★ Denotes Work Smart series

Executive Wood Seating - Pneumatic Seat Height Adjustment & Locking Tilt Controls with Adjustable Tilt Tension

★ **WD4700 Cherry Finish Wood Executive Chair**



| | Fabric Grade | List Price |
|-------------------------------------|--------------|------------|
| Seat Size: 20W x 19D x 3.5T | | |
| Back Size: 22.5W x 23.75H x 3.75T | A | \$373.00 |
| Overall Max: 44H x 24W x 26D | B | 393.00 |
| Arms to Floor Min: 30 | C | 413.00 |
| Options: N/A | D | 462.00 |
| Seat Travel: 4.25 | | |
| Weight: 42 Cube: 5.9 C.O.M. 2.0 yds | | |
| Features: 1, 4, 5, 8, 9 | | |

★ **WD4705 Cherry Finish Wood Visitors Chair**



| | Fabric Grade | List Price |
|-------------------------------------|--------------|------------|
| Seat Size: 20.25W x 19.75D x 3.75T | | |
| Back Size: 22.5W x 21H x 2.75T | A | \$279.00 |
| Overall Max: 38.25H x 24W x 27.75D | B | 294.00 |
| Arms to Floor Min: 24.75 | C | 309.00 |
| Options: N/A | D | 332.00 |
| Seat Travel: N/A | | |
| Weight: 30 Cube: 4.4 C.O.M. 2.0 yds | | |
| Features: N/A | | |

★ **WD6530 Mahogany Finish Wood Executive Chair**



| | Fabric Grade | List Price |
|-----------------------------------|------------------------|------------|
| Seat Size: 21W x 21.25D x 4.25T | | |
| Back Size: 21W x 29.25H x 4T | Char -320 or Ruby -318 | \$312.00 |
| Overall Max: 46.75H x 25.5W x 29D | A | 368.00 |
| Arms to Floor Min: | B | 392.00 |
| Options: N/A | C | 418.00 |
| Seat Travel: 3 | D | 465.00 |
| Weight: 47 Cube: 7.1 C.O.M. 2.5 | | |
| Features: 1, 4, 5, 8, 9 | | |

NEW LOWER PRICES

★ **WD6570 Cherry Finish Wood Executive Chair**



| | Fabric Grade | List Price |
|-----------------------------------|-------------------------|------------|
| Seat Size: 21W x 21.25D x 4.25T | | |
| Back Size: 21W x 29.25H x 4T | Char -320 or Taupe -316 | \$312.00 |
| Overall Max: 46.75H x 25.5W x 29D | A | 368.00 |
| Arms to Floor Min: | B | 392.00 |
| Options: N/A | C | 418.00 |
| Seat Travel: 3 | D | 465.00 |
| Weight: 47 Cube: 7.1 C.O.M. 2.5 | | |
| Features: 1, 4, 5, 8, 9 | | |

NEW LOWER PRICES

★ Denotes Work Smart series

Wood Reception Seating - Pneumatic Seat Height Adjustment & Locking Tilt Controls with Adjustable Tilt Tension

G491C Cherry Finish Modular Vinyl Chair



| Seat Size: 21.75W x 20D x 8T | Finish | List Price |
|------------------------------------|--------------------------|------------|
| Back Size: 21W x 18.5H x 6.5T | Cherry finish with Vinyl | \$375.00 |
| Overall Max: 31.75H x 26W x 29.75D | | |
| Seat Travel: N/A | | |
| Weight: 40 lbs. | | |
| Cube: 7.6 | | |
| C.O.M. N/A | | |
| UPS: Yes | | |

G49CA Cherry Finish Modular Vinyl Chair Add-On Kit



| Seat Size: 21.75W x 20D x 8T | Finish | List Price |
|-----------------------------------|--------------------------|------------|
| Back Size: 21W x 18.5H x 6.5T | Cherry finish with Vinyl | \$280.00 |
| Overall Max: Adds 22.75" to G491C | | |
| Seat Travel: N/A | | |
| Weight: 31 lbs. | | |
| Cube: 5.7 | | |
| C.O.M. N/A | | |
| UPS: Yes | | |

V1317C Cherry Finish Modular Vinyl Guest Chair



| Seat Size: 19W x 17D x 4.25T | Finish | List Price |
|-------------------------------|--------------------------|------------|
| Back Size: 23.5W x 17H x 3.5T | Cherry finish with Vinyl | \$250.00 |
| Overall Max: 34H x 26W x 34D | | |
| Seat Travel: N/A | | |
| Arms to Floor: 23.75 | | |
| Weight: 35 lbs. Cube: 6.0 | | |
| C.O.M. N/A | | |
| UPS: Yes | | |

NEW

July 2007

V1313M Mahogany Finish Modular Vinyl Guest Chair



| Seat Size: 19W x 17D x 4.25T | Finish | List Price |
|-------------------------------|----------------------------|------------|
| Back Size: 23.5W x 17H x 3.5T | Mahogany finish with Vinyl | \$250.00 |
| Overall Max: 34H x 26W x 34D | | |
| Seat Travel: N/A | | |
| Arms to Floor: 23.75 | | |
| Weight: 35 lbs. Cube: 6.0 | | |
| C.O.M. N/A | | |
| UPS: Yes | | |

NEW

July 2007

V1327C Cherry Finish Modular Rectangular Connector Add-On Kit



| Overall: 20W x 20D | Finish | List Price |
|--------------------|---------------|------------|
| | Cherry finish | \$115.00 |
| Weight: 10 lbs. | | |
| Cube: 1.0 | | |
| C.O.M. N/A | | |
| UPS: Yes | | |

NEW

July 2007

V1323M Mahogany Finish Modular Rectangular Connector Add-On Kit



| Overall: 20W x 20D | Finish | List Price |
|--------------------|-----------------|------------|
| | Mahogany finish | \$115.00 |
| Weight: 10 lbs. | | |
| Cube: 1.0 | | |
| C.O.M. N/A | | |
| UPS: Yes | | |

NEW

July 2007

★ Denotes Work Smart series

Wood Reception Seating - Pneumatic Seat Height Adjustment & Locking Tilt Controls with Adjustable Tilt Tension

V1337C Cherry Finish Modular Corner Connector Add-On Kit

| | Finish | List Price |
|--|---------------|------------|
| | Cherry finish | \$165.00 |



Overall: 34W 21D

Weight: 10 lbs.

Cube: 2.9

C.O.M. N/A

UPS: Yes

NEW

July 2007

V1333M Mahogany Finish Modular Corner Connector Add-On Kit

| | Finish | List Price |
|--|-----------------|------------|
| | Mahogany finish | \$165.00 |



Overall: 34W 21D

Weight: 10 lbs.

Cube: 2.9

C.O.M. N/A

UPS: Yes

NEW

July 2007



★ Denotes Work Smart series

Wood Reception Seating - Pneumatic Seat Height Adjustment & Locking Tilt Controls with Adjustable Tilt Tension

WD380 Medium Oak Finish Visitors Chair



| Seat Size: 21W x 18D x 4T | Fabric Grade | List Price |
|--------------------------------------|-----------------------|------------|
| Back Size: 20W x 17.5H x 3T | -316 Taupe, -319 Moss | \$200.00 |
| Overall Max: 33.5H x 23W x 25.5D | A | 220.00 |
| Arms to Floor Min: 26.75 | B | 232.00 |
| Options: N/A | C | 244.00 |
| Seat Travel: N/A | D | 272.00 |
| Weight: 25 Cube: 3.8 C.O.M. 1.75 yds | | |
| Features: N/A | | |

WD383 Mahogany Finish Visitors Chair



| Seat Size: 21W x 18D x 4T | Fabric Grade | List Price |
|--------------------------------------|--------------------------|------------|
| Back Size: 20W x 17.5H x 3T | - 318 Ruby -320 Charcoal | \$200.00 |
| Overall Max: 33.5H x 23W x 25.5D | or -317 Midnight Blue | |
| Arms to Floor Min: 26.75 | A | 220.00 |
| Options: N/A | B | 232.00 |
| Seat Travel: N/A | C | 244.00 |
| Weight: 25 Cube: 3.8 C.O.M. 1.75 yds | D | 272.00 |
| Features: N/A | | |

WD387 Cherry Finish Visitors Chair



| Seat Size: 21W x 18D x 4T | Fabric Grade | List Price |
|--------------------------------------|------------------------------|------------|
| Back Size: 20W x 17.5H x 3T | - 317 Mid Blue -320 Charcoal | \$200.00 |
| Overall Max: 33.5H x 23W x 25.5D | or -316 Taupe | |
| Arms to Floor Min: 26.75 | A | 220.00 |
| Options: N/A | B | 232.00 |
| Seat Travel: N/A | C | 244.00 |
| Weight: 25 Cube: 3.8 C.O.M. 1.75 yds | D | 272.00 |
| Features: N/A | | |

WD1353 Deluxe Mahogany Finish Guest Chair



| Seat Size: 20.5W x 18.5D x 5.5T | Fabric Grade | List Price |
|-------------------------------------|-------------------|------------|
| Back Size: 20.5W x 17.5H x 3.5T | - 317 Mid Blue or | \$280.00 |
| Overall Max: 35.5H x 24W x 25D | -320 Charcoal | |
| Arms to Floor Min: 26.75 | Only | |
| Options: N/A | | |
| Seat Travel: N/A | | |
| Weight: 28 Cube: 5.9 C.O.M. 2.0 yds | | |
| Features: N/A | | |

NEW

Aug. 2007

WD1357 Deluxe Cherry Finish Guest Chair



| Seat Size: 20.5W x 18.5D x 5.5T | Fabric Grade | List Price |
|-------------------------------------|----------------|------------|
| Back Size: 20.5W x 17.5H x 3.5T | - 316 Taupe or | \$280.00 |
| Overall Max: 35.5H x 24W x 25D | -320 Charcoal | |
| Arms to Floor Min: 26.75 | Only | |
| Options: N/A | | |
| Seat Travel: N/A | | |
| Weight: 28 Cube: 5.9 C.O.M. 2.0 yds | | |
| Features: N/A | | |

NEW

Aug. 2007

Traditional Executive Seating Pneumatic Seat Height Adjustment & Locking Tilt Controls w/Adjustable Tilt Tension

★ **TEX220 Deluxe High Back Traditional Executive Chair**



| | | |
|---------------------------------|----------------------|----------|
| Seat Size: 19W x 19.5D x 4T | Fabric Grade | |
| Back Size: 20W x 26H x 4.5T | Ox Blood (-4) | \$500.00 |
| Overall Max: 45H x 29W x 29.5D | Vinyl Only | |
| Arms to Floor Min: 26 | Mahogany Finish Base | |
| Options: N/A | | |
| Seat Travel: 3.25 | | |
| Weight: 67 Cube: 9.7 C.O.M. N/A | | |
| Features: 1, 4, 5, 8, 9 | | |

★ **TEX228 Deluxe High Back Traditional Executive Chair**



| | | |
|-----------------------------------|----------------------|----------|
| Seat Size: 18.25W x 19D x 4.5T | Fabric Grade | |
| Back Size: 24.25W x 29.25H x 4T | Ox Blood (-4) or | \$525.00 |
| Overall Max: 52.5H x 27.75W x 32D | Black (-3) Vinyl | |
| Arms to Floor Min: 27.5 | Mahogany Finish Base | |
| Options: N/A | | |
| Seat Travel: 4.25 | | |
| Weight: 66 Cube: 9.8 C.O.M. N/A | | |
| Features: 1, 4, 5, 8, 9 | | |

NOW AVAILABLE IN -3 BLACK VINYL

★ **TEX229 High Back Traditional Executive Chair**



| | | |
|------------------------------------|----------------------|-------------------|
| Seat Size: 18.25W x 19D x 4.5T | Fabric Grade | List Price |
| Back Size: 24W x 26H x 4T | Ox Blood (-4) or | \$500.00 |
| Overall Max: 49.25H x 27.75W x 32D | Black (-3) Vinyl | |
| Arms to Floor Min: 27 | Mahogany Finish Base | |
| Options: N/A | | |
| Seat Travel: 4.25 | | |
| Weight: 61 Cube: 9.2 C.O.M. N/A | | |
| Features: 1, 4, 5, 8, 9 | | |

NOW AVAILABLE IN -3 BLACK VINYL

★ **TEX232 Traditional Executive Chair with Padded Arms**



| | | |
|------------------------------------|----------------------|-------------------|
| Seat Size: 25W x 19.25D x 4.5T | Fabric Grade | List Price |
| Back Size: 22W x 27.25H x 4T | Ox Blood (-4) | \$425.00 |
| Overall Max: 50.25H x 27.25W x 27D | Vinyl Only | |
| Arms to Floor Min: 29 | Mahogany Finish Base | |
| Options: N/A | | |
| Seat Travel: 4.25 | | |
| Weight: 54 Cube: 8.2 C.O.M. N/A | | |
| Features: 1, 4, 5, 8, 9 | | |

★ **TEX234 Traditional Queen Ann Style Chair**



| | | |
|---------------------------------|----------------------|-------------------|
| Seat Size: 19W x 19D x 5T | Fabric Grade | List Price |
| Back Size: 19W x 25.5H x 4T | Ox Blood (-4) | \$465.00 |
| Overall Max: 40H x 29W x 30D | Vinyl Only | |
| Arms to Floor Min: 24 | Mahogany Finish Legs | |
| Options: N/A | | |
| Seat Travel: N/A | | |
| Weight: 50 Cube: 8.6 C.O.M. N/A | | |
| Features: N/A | | |

★ **TV230 Traditional Guest Chair with Wrap Around Back Mahogany Finish Frame**



| | | |
|---------------------------------|--|-------------------|
| Seat Size: 26W x 20D x 4T | Fabric Grade | List Price |
| Back Size: 23W x 8H x 3.5T | Ox Blood (-4) or | \$184.00 |
| Overall Max: 30.75H x 26W x 24D | Black (-3) Vinyl | |
| Arms to Floor Min: 25.5 | Assembled Prices | |
| Options: N/A | | \$196.00 |
| Seat Travel: N/A | Assembled Weight: 31 Cube: 12.8 | |
| Weight: 25 Cube: 3.5 C.O.M. N/A | | |
| Features: N/A | | |

NOW AVAILABLE IN -3 BLACK VINYL

★ Denotes Work Smart series

Traditional Executive Seating Pneumatic Seat Height Adjustment & Locking Tilt Controls w/Adjustable Tilt Tension

★ **TV231 Traditional Guest Chair with Wrap Around Back and Casters Mahogany Finish Frame**



| Seat Size: 26W x 20D x 4T | Fabric Grade | List Price |
|---------------------------------|--|------------|
| Back Size: 23W x 8H x 3.5T | Ox Blood (-4) or | \$194.00 |
| Overall Max: 30.75H x 26W x 24D | Black (-3) Vinyl | |
| Arms to Floor Min: 25.5 | Assembled Prices | |
| Options: N/A | | \$208.00 |
| Seat Travel: N/A | Assembled Weight: 31 Cube: 12.8 | |
| Weight: 25 Cube: 3.5 C.O.M. N/A | NOW AVAILABLE IN -3 BLACK VINYL | |
| Features: N/A | | |

★ **TV233 Traditional Visitors Chair with Padded Arms Mahogany Finish Frame**



| Seat Size: 23.25W x 20D x 4.5T | Fabric Grade | List Price |
|---------------------------------|---------------|------------|
| Back Size: 22W x 19.25H x 3.5T | Ox Blood (-4) | \$265.00 |
| Overall Max: 35H x 28W x 27D | Vinyl Only | |
| Arms to Floor Min: 25.5 | | |
| Options: N/A | | |
| Seat Travel: N/A | | |
| Weight: 27 Cube: 3.5 C.O.M. N/A | | |
| Features: N/A | | |

★ **TEX232L Traditional Leather Executive Chair with Padded Arms**



| Seat Size: 25W x 19.25D x 4.5T | Fabric Grade | List Price |
|------------------------------------|----------------------|------------|
| Back Size: 22W x 27.25H x 4T | Top Grain Leather | \$600.00 |
| Overall Max: 50.25H x 27.25W x 27D | Black (-3) Only | |
| Arms to Floor Min: 29 | Mahogany Finish Base | |
| Options: N/A | | |
| Seat Travel: 4.25 | | |
| Weight: 54 Cube: 8.2 C.O.M. N/A | | |
| Features: 1, 4, 5, 8, 9 | | |

★ **TV233L Traditional Leather Visitors Chair with Padded Arms Mahogany Finish Frame**



| Seat Size: 23.25W x 20D x 4.5T | Fabric Grade | List Price |
|---------------------------------|-------------------|------------|
| Back Size: 22W x 19.25H x 3.5T | Top Grain Leather | \$390.00 |
| Overall Max: 35H x 28W x 27D | Black (-3) Only | |
| Arms to Floor Min: 25.5 | | |
| Options: N/A | | |
| Seat Travel: N/A | | |
| Weight: 27 Cube: 3.5 C.O.M. N/A | | |
| Features: N/A | | |

★ **TEX240L Traditional Leather Executive Chair with Padded Arms**



| Seat Size: 23W x 19D x 3.5T | Fabric Grade | List Price |
|---------------------------------------|---|------------|
| Back Size: 22.75W x 29H x 3.5T | Leather | \$625.00 |
| Overall Max: 50.25H x 28.75W x 29.25D | Ox Blood (-P4) Only | |
| Arms to Floor Min: 28.25 | Mahogany Finish Base | |
| Options: N/A | FEATURING OX BLOOD LEATHER | |
| Seat Travel: 5.0 | | |
| Weight: 59 Cube: 8.2 C.O.M. N/A | | |
| Features: 1, 4, 5, 8, 9 | | |

★ **TV241L Traditional Leather Visitors Chair with Padded Arms Mahogany Finish Frame**



| Seat Size: 23W x 19D x 3.5T | Fabric Grade | List Price |
|-----------------------------------|---|------------|
| Back Size: 22.75W x 23H x 3.5T | Leather | \$450.00 |
| Overall Max: 40.5H x 28.75W x 29D | Ox Blood (-P4) Only | |
| Arms to Floor Min: 28.5 | FEATURING OX BLOOD LEATHER | |
| Options: N/A | | |
| Seat Travel: N/A | | |
| Weight: 33 Cube: 5.5 C.O.M. N/A | | |
| Features: N/A | | |

★ Denotes Work Smart series

Traditional Executive Seating Pneumatic Seat Height Adjustment & Locking Tilt Controls w/Adjustable Tilt Tension

★ **TSX1121 Queen Ann Traditional Ox Blood Chair (Matches Sofa and Love Seat)**



| Seat Size: 19W x 20.25D | Fabric Grade | List Price |
|---------------------------------------|----------------------|------------|
| Back Size: 19W x 17H | Ox Blood (-4) | \$525.00 |
| Overall Max: 32.25H x 29.75W x 27.25D | Vinyl Only | |
| Arms to Floor Min: 27.5 | Mahogany Finish Legs | |
| Options: N/A | | |
| Seat Travel: N/A | | |
| Weight: 61 Cube: 16.3 C.O.M. N/A | | |
| UPS: No | NON-UPSABLE | |

★ **TSX1122 Queen Ann Traditional Ox Blood Love Seat**



| Seat Size: 38.5W x 20.25D | Fabric Grade | List Price |
|-----------------------------------|----------------------|------------|
| Back Size: 38.5W x 18H | Ox Blood (-4) | \$735.00 |
| Overall Max: 33H x 48.5W x 27.25D | Vinyl Only | |
| Arms to Floor Min: 27.5 | Mahogany Finish Legs | |
| Options: N/A | | |
| Seat Travel: N/A | | |
| Weight: 78 Cube: 24.3 C.O.M. N/A | | |
| UPS: No | NON-UPSABLE | |

★ **TSX1123 Queen Ann Traditional Ox Blood Sofa**



| Seat Size: 54.5W x 20.25D | Fabric Grade | List Price |
|-----------------------------------|----------------------|------------|
| Back Size: 54.5W x 19H | Ox Blood (-4) | \$950.00 |
| Overall Max: 34H x 65.5W x 27.25D | Vinyl Only | |
| Arms to Floor Min: 27.5 | Mahogany Finish Legs | |
| Options: N/A | | |
| Seat Travel: N/A | | |
| Weight: 105 Cube: 31.8 C.O.M. N/A | | |
| UPS: No | NON-UPSABLE | |

TBB4020 Mahogany Finish Queen Ann Traditional Coffee Table



| Seat Size: N/A | Finish | List Price |
|------------------------------|----------|------------|
| Back Size: N/A | Mahogany | \$470.00 |
| Overall Max: 40W x 20D x 16H | | |
| Seat Travel: N/A | | |
| Weight: 28 lbs. | | |
| Cube: 2.1 | | |
| C.O.M. N/A | | |
| UPS: Yes | | |

TBB2020 Mahogany Finish Queen Ann Traditional End Table



| Seat Size: N/A | Finish | List Price |
|------------------------------|----------|------------|
| Back Size: N/A | Mahogany | \$325.00 |
| Overall Max: 20W x 20D x 20H | | |
| Seat Travel: N/A | | |
| Weight: 17 lbs. | | |
| Cube: 11 | | |
| C.O.M. N/A | | |
| UPS: Yes | | |

★ **TSX4601 Traditional Ox Blood Chair (Matches Sofa and Love Seat)**



| Seat Size: 23W x 23.25D | Fabric Grade | List Price |
|----------------------------------|----------------------|------------|
| Back Size: 23W | Ox Blood (-4) | \$720.00 |
| Overall Max: 29H x 40.5W x 31.5D | Vinyl Only | |
| Arms to Floor Min: N/A | Mahogany Finish Legs | |
| Options: N/A | | |
| Seat Travel: N/A | | |
| Weight: 86 Cube: 21.4 C.O.M. N/A | | |
| UPS: No | NON-UPSABLE | |

★ Denotes Work Smart series

Traditional Executive Seating Pneumatic Seat Height Adjustment & Locking Tilt Controls w/Adjustable Tilt Tension

★ **TSX4602 Traditional Ox Blood Love Seat**



| Seat Size: 44.5W x 23.25D | Fabric Grade | List Price |
|-----------------------------------|----------------------|------------|
| Back Size: 44.5W | Ox Blood (-4) | \$1095.00 |
| Overall Max: 29H x 61.8W x 31.5D | Vinyl Only | |
| Arms to Floor Min: N/A | Mahogany Finish Legs | |
| Options: N/A | | |
| Seat Travel: N/A | | |
| Weight: 118 Cube: 32.0 C.O.M. N/A | | |
| UPS: No | NON-UPSABLE | |

★ **TSX4603 Traditional Ox Blood Sofa**



| Seat Size: 61W x 23.25D | Fabric Grade | List Price |
|-----------------------------------|----------------------|------------|
| Back Size: 61W | Ox Blood (-4) | \$1250.00 |
| Overall Max: 29H x 79W x 31.5D | Vinyl Only | |
| Arms to Floor Min: N/A | Mahogany Finish Legs | |
| Options: N/A | | |
| Seat Travel: N/A | | |
| Weight: 139 Cube: 40.7 C.O.M. N/A | | |
| UPS: No | NON-UPSABLE | |

★ **TRX740 Traditional Ox Blood Recliner**



| Seat Size: 19.7W x 21.7D | Fabric Grade | List Price |
|------------------------------------|----------------------|------------|
| Back Size: N/A | Ox Blood (-4) | \$795.00 |
| Overall Max: 39.5H x 32.7W x 34.6D | Vinyl Only | |
| Arms to Floor Min: N/A | Mahogany Finish Legs | |
| Options: N/A | | |
| Seat Travel: N/A | | |
| Weight: 100 Cube: 19.26 C.O.M. N/A | | |
| UPS: No | NON-UPSABLE | |

101 Deluxe Armless Wood Bankers Chair with Wood Seat



| Seat Size: 19.75W x 17.5D x 1.5T | Finish | List Price |
|---------------------------------------|--------------------|------------|
| Back Size: 18.5W x 17H x 1.75T | FW = Fruit Wood | \$250.00 |
| Overall Max: 36.75H x 19.75W x 23.25D | WHT= White | |
| Arms to Floor Min: N/A | ANW= Antique White | |
| Options: N/A | | |
| Seat Travel: 3.5 | | |
| Weight: 38 Cube: 4.0 C.O.M. N/A | | |
| Features: 1, 4, 5, 8, 9 | | |

105 Deluxe Wood Bankers Chair with Wood Seat



| Seat Size: 20.5W x 17.5D x 1T | Finish | List Price |
|------------------------------------|---------------------|------------|
| Back Size: 18.5W x 17.25H x 1T | FW = Fruit Wood | \$264.00 |
| Overall Max: 37H x 23.75W x 22.75D | CHY = Cherry | |
| Arms to Floor Min: 27.0 | ANW = Antique White | |
| Options: N/A | | |
| Seat Travel: 3.5 | | |
| Weight: 43 Cube: 4.3 C.O.M. N/A | | |
| Features: 1, 4, 5, 8, 9 | | |

108 Deluxe Bankers Chair with Vinyl Padded Seat



| Seat Size: 20.5W x 17.5D x 1T | Finish | List Price |
|------------------------------------|-----------------------|------------|
| Back Size: 18.5W x 17.25H x 1T | = Wood/Vinyl | \$275.00 |
| Overall Max: 37H x 23.75W x 22.75D | FW-1 = Fruit Wd/Brown | |
| Arms to Floor Min: 27.0 | FW-3 = Fruit Wd/Black | |
| Options: N/A | BLK-3 = Black/Black | |
| Seat Travel: 3.5 | WHT-11 White/White | |
| Weight: 41 Cube: 4.3 C.O.M. N/A | | |
| Features: 1, 4, 5, 8, 9 | | |

★ Denotes Work Smart series

Pneumatic Drafting Chairs Pneumatic Height Adjustment - Adjustable Footring (Except ST418V DC420V & DC430)

★ **ST203 Backless Stool with Saddle Seat and Seat Angle Adjustment (Height Adjustment 19" to 24")**



| Seat Size: 18W x 16D x 2T | Fabric Grade | List Price |
|----------------------------------|--------------|------------|
| Back Size: N/A | Black (-3) | \$218.00 |
| Overall Max: 24H x 22.5W x 22.5D | Vinyl Only | |
| Arms to Floor Min: N/A | | |
| Options: SW70, CG50 Glides | | |
| Seat Travel: 5.0 | | |
| Weight: 19 Cube: 3.4 C.O.M. N/A | | |
| Features: 1, 4, 5, 9 | | |

NEW

July 2007

★ **ST205 Backless Stool with Saddle Seat and Seat Angle Adjustment (Height Adjustment 25" to 35")**



| Seat Size: 18W x 16D x 2T | Fabric Grade | List Price |
|-------------------------------------|--------------|------------|
| Back Size: N/A | Black (-3) | \$250.00 |
| Overall Max: 35.25H x 22.5W x 22.5D | Vinyl Only | |
| Arms to Floor Min: N/A | | |
| Options: SW70, CG50 Glides | | |
| Seat Travel: 10.0 | | |
| Weight: 26 Cube: 3.5 C.O.M. N/A | | |
| Features: 1, 4, 5, 9 | | |

ST245V Vinyl Stool with Back (Chrome)



| Seat Size: 15.5W x 15.5D x 2.75T | Fabric Grade | List Price |
|------------------------------------|--------------|------------|
| Back Size: 14.5W x 13H x 2T | Black (-3) | \$150.00 |
| Overall Max: 34.6H x 15.5W x 19.7D | Vinyl Only | |
| Arms to Floor Min: N/A | | |
| Options: SW70, CG50 Glides | | |
| Seat Travel: 4.25 | | |
| Weight: 22 Cube: 2.1 C.O.M. N/A | | |
| Features: 1, 4 | | |

ST418V Chrome Finish Backless Stool with Vinyl Seat (Height Adjustment 17.75" to 22")



| Seat Size: 15W x 15D x 1.5T | Fabric Grade | List Price |
|---------------------------------|--------------|------------|
| Back Size: N/A | Black (-3) | \$125.00 |
| Overall Max: 22H x 20W x 20D | Vinyl Only | |
| Arms to Floor Min: N/A | | |
| Options: SW70, CG50 Glides | | |
| Seat Travel: 4.25 | | |
| Weight: 15 Cube: 1.3 C.O.M. N/A | | |
| Features: 1, 4 | | |

DC420V Chrome Finish Economical Chair with Teardrop Footrest, Casters and Glides Included (Height Adjustment 26" to 36")



| Seat Size: 18W x 18D x 3T | Fabric Grade | List Price |
|---------------------------------|--------------|------------|
| Back Size: 15W x 12H x 1.5T | Black (-3) | \$230.00 |
| Overall Max: 50H x 18W x 24.5D | Vinyl Only | |
| Arms to Floor Min: N/A | | |
| Options: SW70 | | |
| Seat Travel: 10.0 | | |
| Weight: 31 Cube: 3.5 C.O.M. N/A | | |
| Features: 1, 4 | | |

Note: Teardrop footrest is not adjustable

★ **DC430 Economical Chair with Chrome Teardrop Footrest (Height Adjustment 23" to 33")**



| Seat Size: 18W x 17.25D x 3T | Fabric Grade | List Price |
|-------------------------------------|--------------|------------|
| Back Size: 16.5W x 11.25H x 2.5T | A | \$197.00 |
| Overall Max: 49.5H x 22.5W x 25D | B | 208.00 |
| Arms to Floor Min: N/A | C | 220.00 |
| Options: SW70, CG50 Glides | D | 245.00 |
| Seat Travel: 10.0 | | |
| Weight: 30 Cube: 3.3 C.O.M. 0.8 yds | | |
| Features: 1, 2, 3, 4 | | |

Note: Teardrop footrest is not adjustable

★ Denotes Work Smart series

Pneumatic Drafting Chairs Pneumatic Height Adjustment - Adjustable Footring (Except ST418V DC420V & DC430)

★ **DC517 Sculptured Seat and Back Drafting Chair (Height Adjustment 23" to 33")**



| Seat Size: 18W x 17D x 2.5T | Fabric Grade | List Price |
|-------------------------------------|--------------|------------|
| Back Size: 16W x 10.5H x 2T | A | \$197.00 |
| Overall Max: 49.5H x 19.5W x 23.5D | B | 208.00 |
| Arms to Floor Min: N/A | C | 220.00 |
| Options: 03, 07, SW70, CG50 Glides | D | 245.00 |
| Seat Travel: 10.0 | | |
| Weight: 29 Cube: 3.4 C.O.M. 0.8 yds | | |
| Features: 1, 2, 3, 4 | | |

NEW

Aug. 2007

★ **DC517V Sculptured Seat and Back Vinyl Drafting Chair (Height Adjustment 24" to 34")**



| Seat Size: 18W x 17D x 2.5T | Fabric Grade | List Price |
|-------------------------------------|------------------|------------|
| Back Size: 16W x 10.5H x 2T | Black Vinyl Only | \$208.00 |
| Overall Max: 49.5H x 19.5W x 23.5D | | |
| Arms to Floor Min: N/A | | |
| Options: 03, 07, SW70, CG50 Glides | | |
| Seat Travel: 10.0 | | |
| Weight: 29 Cube: 3.4 C.O.M. 0.8 yds | | |
| Features: 1, 2, 3, 4 | | |

NEW

Aug. 2007

★ **DC550 Sculptured Seat and Back Drafting Chair (Height Adjustment 24" to 34")**



| Seat Size: 20W x 19D x 3T | Fabric Grade | List Price |
|-------------------------------------|--------------|------------|
| Back Size: 18W x 16.5H x 2.5T | A | \$320.00 |
| Overall Max: 52H x 20W x 22.5D | B | 338.00 |
| Arms to Floor Min: N/A | C | 356.00 |
| Options: 03, 07, SW70, CG50 Glides | D | 395.00 |
| Seat Travel: 10.0 | | |
| Weight: 35 Cube: 3.8 C.O.M. 0.8 yds | | |
| Features: 1, 2, 3, 4 | | |

★ **DC630 Drafting Chair with Stool Kit (5 inches of Travel)**



| Seat Size: 18.5W x 18.25D x 3T | Fabric Grade | List Price |
|-------------------------------------|--------------|------------|
| Back Size: 17W x 15.5H x 3T | A | \$263.00 |
| Overall Max: 47.5H x 20W x 23.25D | B | 275.00 |
| Arms to Floor Min: N/A | C | 288.00 |
| Options: 03, 07, SW70, CG50 Glides | D | 317.00 |
| Seat Travel: 5.0 | | |
| Weight: 32 Cube: 3.8 C.O.M. 0.8 yds | | |
| Features: 1, 2, 3, 4 | | |

★ **DC640 Lumbar Support Drafting Chair - Intermediate Height (Height Adjustment 19.5" to 27")**



| Seat Size: 18.5W x 18.25D x 2.5T | Fabric Grade | List Price |
|-------------------------------------|--------------|------------|
| Back Size: 17W x 15H x 2T | A | \$280.00 |
| Overall Max: 44.5H x 20W x 23D | B | 295.00 |
| Arms to Floor Min: N/A | C | 310.00 |
| Options: 03, 07, SW70, CG50 Glides | D | 345.00 |
| Seat Travel: 7.5 | | |
| Weight: 32 Cube: 3.9 C.O.M. 0.8 yds | | |
| Features: 1, 2, 3, 4 | | |

★ **DC800 Contemporary Drafting Chair with Flex Back - 20" Diameter Footring (Height Adjustment 24" to 34")**



| Seat Size: 19.5W x 19D x 3T | Fabric Grade | List Price |
|-------------------------------------|--------------|------------|
| Back Size: 17.75W x 16H x 2.5T | A | \$345.00 |
| Overall Max: 52H x 21.25W x 24.75D | B | 364.00 |
| Arms to Floor Min: N/A | C | 384.00 |
| Options: 03, 07, SW70, CG50 Glides | D | 428.00 |
| Seat Travel: 10.0 | | |
| Weight: 36 Cube: 4.3 C.O.M. 0.8 yds | | |
| Features: 1, 2, 3, 4, 12 | | |

★ Denotes Work Smart series

Pneumatic Drafting Chairs Pneumatic Height Adjustment - Adjustable Footring (Except ST418V DC420V & DC430)

★ **DC940 Deluxe Ergonomic Drafting Chair with 20" Dia. Footring, Seat and Back Tilt Adjustment (Height Adjustment 19.5" to 27")**



| Seat Size: 18.5W x 17.75D x 3.25T | Fabric Grade | List Price |
|-------------------------------------|--------------|------------|
| Back Size: 17.25W x 16.75H x 2.75T | A | \$358.00 |
| Overall Max: 46H x 19W x 25D | B | 377.00 |
| Arms to Floor Min: N/A | C | 397.00 |
| Options: 03, 07, SW70, CG50 Glides | D | 436.00 |
| Seat Travel: 7.5 | | |
| Weight: 38 Cube: 4.5 C.O.M. 0.8 yds | | |
| Features: 1, 2, 4, 10 | | |

Visitors Chairs (Non Stacking Chairs)

★ **V3310 Deluxe Arm Chair with Designer Plastic Shell Back (Black Frame)**



| Seat Size: 19W x 18D x 2T | Fabric Grade | List Price |
|-------------------------------------|--------------|------------|
| Back Size: 18.5W x 14H x 2T | A | \$156.00 |
| Overall Max: 32H x 24.75W x 24.5D | B | 164.00 |
| Arms to Floor Min: 26 | C | 174.00 |
| Options: N/A | D | 194.00 |
| Seat Travel: N/A | | |
| Weight: 22 Cube: 3.1 C.O.M. 0.8 yds | | |
| Features: N/A | | |

★ **V3320 Deluxe Chair with Designer Plastic Shell Back (Black Frame)**



| Seat Size: 19W x 18D x 2T | Fabric Grade | List Price |
|-------------------------------------|--------------|------------|
| Back Size: 18.5W x 14H x 2T | A | \$134.00 |
| Overall Max: 32H x 24.75W x 24.5D | B | 141.00 |
| Arms to Floor Min: N/A | C | 150.00 |
| Options: N/A | D | 168.00 |
| Seat Travel: N/A | | |
| Weight: 20 Cube: 3.1 C.O.M. 0.8 yds | | |
| Features: N/A | | |

★ **V3460 Deluxe Sled Base Arm Chair (Matches STC3410 and STC3440)**



| Seat Size: 19W x 20D x 2T | Fabric Grade | List Price |
|-------------------------------------|--------------|------------|
| Back Size: 18W x 15.5H x 2T | A | \$198.00 |
| Overall Max: 33H x 24.5W x 24.25D | B | 210.00 |
| Arms to Floor Min: 26.0 | C | 221.00 |
| Options: N/A | D | 246.00 |
| Seat Travel: N/A | | |
| Weight: 23 Cube: 4.2 C.O.M. 0.8 yds | | |
| Features: N/A | | |

★ **V4410 Deluxe Sled Base Arm Chair with Designer Plastic Shell Back (Black Frame)**



| Seat Size: 19W x 18D x 3.5T | Fabric Grade | List Price |
|-------------------------------------|--------------|------------|
| Back Size: 18.5W x 14.5H x 2.5T | A | \$185.00 |
| Overall Max: 32H x 23W x 24D | B | 195.00 |
| Arms to Floor Min: 24.5 | C | 205.00 |
| Options: N/A | D | 228.00 |
| Seat Travel: N/A | | |
| Weight: 27 Cube: 3.9 C.O.M. 0.8 yds | | |
| Features: N/A | | |

★ **V4420 Deluxe Sled Base Chair with Designer Plastic Shell Back (Black Frame)**



| Seat Size: 19W x 19.5D x 3.5T | Fabric Grade | List Price |
|-------------------------------------|--------------|------------|
| Back Size: 18.5W x 14.5H x 2.5T | A | \$152.00 |
| Overall Max: 32H x 23W x 24D | B | 160.00 |
| Arms to Floor Min: N/A | C | 170.00 |
| Options: N/A | D | 189.00 |
| Seat Travel: N/A | | |
| Weight: 25 Cube: 3.9 C.O.M. 0.8 yds | | |
| Features: N/A | | |

★ Denotes Work Smart series

Visitors Chairs (Non Stacking Chairs)

★ EX31 Visitors Chair, Designer Plastic Shell Back, Steel Frame and Legs without Arms



| Seat Size: 19W x 19.5D x 3.5T | Fabric Grade | List Price |
|-------------------------------------|--------------|------------|
| Back Size: 19W x 14.5H x 3.5T | A | \$152.00 |
| Overall Max: 32H x 23W x 25D | B | 160.00 |
| Arms to Floor Min: N/A | C | 170.00 |
| Options: N/A | D | 189.00 |
| Seat Travel: N/A | | |
| Weight: 22 Cube: 3.5 C.O.M. 0.8 yds | | |
| Features: N/A | | |

★ EX35 Visitors Chair, Designer Plastic Shell Back, Steel Frame and Legs with Arms



| Seat Size: 19W x 19.5D x 3.5T | Fabric Grade | List Price |
|-------------------------------------|--------------|------------|
| Back Size: 19W x 14.5H x 3.5T | A | \$185.00 |
| Overall Max: 32H x 23W x 25D | B | 195.00 |
| Arms to Floor Min: 25.25 | C | 205.00 |
| Options: N/A | D | 228.00 |
| Seat Travel: N/A | | |
| Weight: 25 Cube: 3.5 C.O.M. 0.8 yds | | |
| Features: N/A | | |

Folding Chairs (Non Stacking Chairs)

FC23 Metal Folding Chair (4 Pack)



| Seat Size: 15.5W x 16D | Frame Color | List Price |
|-------------------------------------|-------------|------------|
| Back Size: 18W x 8.25H | Gold (-10) | \$160.00 |
| Overall Max: 29.5H x 18.5W x 18.75D | Brown (-1) | |
| Arms to Floor Min: N/A | Grey (-2) | |
| Options: N/A | | |
| Seat Travel: N/A | | |
| Weight: 42 Cube: 3.7 C.O.M. N/A | | |
| Features: N/A | | |

Note: Pricing Reflects 4 Pack

FC24V Metal Folding Chair with Vinyl Pads (4 Pack)



| Seat Size: 15.5W x 16D x 1T | Frame / Fabric | List Price |
|-------------------------------------|--------------------|------------|
| Back Size: 18W x 8.25H x .75T | Brown / Brown (-1) | \$200.00 |
| Overall Max: 29.5H x 18.5W x 18.75D | Grey / Grey (-2) | |
| Arms to Floor Min: N/A | Black / Black (-3) | |
| Options: N/A | | |
| Seat Travel: N/A | | |
| Weight: 43 Cube: 4.1 C.O.M. N/A | | |
| Features: N/A | | |

Note: Pricing Reflects 4 Pack

FC25F Metal Folding Chair with Fabric Pads (4 Pack)



| Seat Size: 15.5W x 16D x 1.25T | Frame / Fabric | List Price |
|-------------------------------------|--------------------|------------|
| Back Size: 18W x 8.25H x 1T | Grey / Blue (-2) | \$220.00 |
| Overall Max: 29.5H x 18.5W x 18.75D | Black / Black (-3) | |
| Arms to Floor Min: N/A | | |
| Options: N/A | | |
| Seat Travel: N/A | | |
| Weight: 43 Cube: 4.1 C.O.M. N/A | | |
| Features: N/A | | |

Note: Pricing Reflects 4 Pack

Stack Chairs

★ **STC2440 Armless Stacking Chair (Black Finish Steel Frame) Packed 6 per Carton - Assembled**



| Seat Size: 16W x 17D x 2T | Fabric Grade | List Price |
|----------------------------------|-----------------------|------------|
| Back Size: 14W x 14.5H x 1.5T | Black (-3) Vinyl Only | \$400.00 |
| Overall Max: 32.5H x 17.5W x 23D | | |
| Arms to Floor Min: N/A | | |
| Options: N/A | | |
| Seat Travel: N/A | | |
| Weight: 92 Cube: 15.4 C.O.M. N/A | | |
| Features: N/A | | |

Note: Pricing Reflects 6 Pack **NON-UPSABLE**

★ **STC2442 Armless Stacking Chair (Black Finish Steel Frame) Packed 2 per Carton - Assembled**



| Seat Size: 16W x 17D x 2T | Fabric Grade | List Price |
|----------------------------------|-----------------------|------------|
| Back Size: 14W x 14.5H x 1.5T | Black (-3) Vinyl Only | \$150.00 |
| Overall Max: 32.5H x 17.5W x 23D | | |
| Arms to Floor Min: N/A | | |
| Options: N/A | | |
| Seat Travel: N/A | | |
| Weight: 35 Cube: 12.1 C.O.M. N/A | | |
| Features: N/A | | |

Note: Pricing Reflects 2 Pack

★ **STC2550 Armless Stacking Chair (Chrome Finish Steel Frame) Packed 6 per Carton - Assembled**



| Seat Size: 16W x 14.5D x 2.25T | Fabric Grade | List Price |
|------------------------------------|-----------------------|------------|
| Back Size: 13.75W x 12.25H x 1.75T | Blue (-7) Fabric Only | \$498.00 |
| Overall Max: 33H x 17.5W x 20.25D | | |
| Arms to Floor Min: N/A | | |
| Options: N/A | | |
| Seat Travel: N/A | | |
| Weight: 92 Cube: 15.4 C.O.M. N/A | | |
| Features: N/A | | |

Note: Pricing Reflects 6 Pack **NON-UPSABLE**

★ **STC2550V Armless Stacking Vinyl Chair (Chrome Finish Steel Frame) Packed 6 per Carton - Assembled**



| Seat Size: 16W x 14.5D x 2.25T | Fabric Grade | List Price |
|------------------------------------|-----------------------|------------|
| Back Size: 13.75W x 12.25H x 1.75T | Black (-3) Vinyl Only | \$498.00 |
| Overall Max: 33H x 17.5W x 20.25D | | |
| Arms to Floor Min: N/A | | |
| Options: N/A | | |
| Seat Travel: N/A | | |
| Weight: 92 Cube: 15.4 C.O.M. N/A | | |
| Features: N/A | | |

Note: Pricing Reflects 6 Pack **NON-UPSABLE**

NEW

★ **STC2552 Armless Stacking Chair (Chrome Finish Steel Frame) Packed 2 per Carton - Assembled**



| Seat Size: 16W x 14.5D x 2.25T | Fabric Grade | List Price |
|------------------------------------|-----------------------|------------|
| Back Size: 13.75W x 12.25H x 1.75T | Blue (-7) Fabric Only | \$178.00 |
| Overall Max: 33H x 17.5W x 20.25D | | |
| Arms to Floor Min: N/A | | |
| Options: N/A | | |
| Seat Travel: N/A | | |
| Weight: 35 Cube: 12.1 C.O.M. N/A | | |
| Features: N/A | | |

Note: Pricing Reflects 2 Pack

★ Denotes Work Smart series

Stack Chairs

★ **STC2552V Armless Stacking Vinyl Chair (Chrome Finish Steel Frame) Packed 2 per Carton - Assembled**



| Seat Size: 16W x 14.5D x 2.25T | Fabric Grade | List Price |
|------------------------------------|-----------------------|------------|
| Back Size: 13.75W x 12.25H x 1.75T | Black (-3) Vinyl Only | \$178.00 |
| Overall Max: 33H x 17.5W x 20.25D | | |
| Arms to Floor Min: N/A | | |
| Options: N/A | | |
| Seat Travel: N/A | | |
| Weight: 35 Cube: 12.1 C.O.M. N/A | | |
| Features: N/A | | |

Note: Pricing Reflects 2 Pack

★ **STC3000 Economy Sled Base Chair (Black Frame) Packed 4 per Carton per Color - Assembled**



| Seat Size: 16W x 15D x 2T | Fabric Grade | List Price |
|--|--------------|------------|
| Back Size: 17.5W x 13H x 1.5T | A | \$500.00 |
| Overall Max: 31.25H x 17.75W x 20.5D | B | 528.00 |
| Arms to Floor Min: N/A | C | 556.00 |
| Options: N/A | D | 598.00 |
| Seat Travel: N/A | | |
| Weight: 53 Cube: 11.3 C.O.M. 3.2 yds 4pk | | |
| Features: N/A | | |

Note: Pricing Reflects 4 Pack

NON-UPSABLE

★ **STC3010 Value Plus Chair with Arms (Black Frame)**



| Seat Size: 18W x 18D x 1.5T | Fabric Grade | List Price |
|-------------------------------------|--------------|------------|
| Back Size: 18W x 11.5H x 1.5T | A | \$108.00 |
| Overall Max: 31H x 21W x 22.5D | B | 125.00 |
| Arms to Floor Min: 25.5 | C | 135.00 |
| Options: N/A | D | 143.00 |
| Seat Travel: N/A | | |
| Weight: 18 Cube: 2.6 C.O.M. 0.8 yds | | |
| Features: N/A | | |

★ **STC3020 Value Plus Chair (Black Frame)**



| Seat Size: 18W x 18D x 1.5T | Fabric Grade | List Price |
|-------------------------------------|--------------|------------|
| Back Size: 18W x 11.5H x 1.5T | A | \$99.00 |
| Overall Max: 31H x 21W x 22.5D | B | 105.00 |
| Arms to Floor Min: N/A | C | 112.00 |
| Options: N/A | D | 118.00 |
| Seat Travel: N/A | | |
| Weight: 16 Cube: 2.6 C.O.M. 0.8 yds | | |
| Features: N/A | | |

★ **STC3030 (4 Pack) Stack Chair with Plastic Seat and Back (Chrome Frame) - Assembled**



| Seat Size: 18W x 18.5D x .75T | Plastic Color | List Price |
|----------------------------------|---------------|------------|
| Back Size: 21.25W x 12.5H x .75T | Grey (-2) | \$472.00 |
| Overall Max: 31H x 21.5W x 23D | Black (-3) | |
| Arms to Floor Min: N/A | Burgundy (-4) | |
| Options: N/A | Blue (-7) | |
| Seat Travel: N/A | | |
| Weight: 53 Cube: 13.6 | | |
| Features: N/A | | |

Note: Pricing Reflects 4 Pack

NON-UPSABLE

★ **STC3230 (2 Pack) Stack Chair with Plastic Seat and Back (Chrome Frame) - Assembled**



| Seat Size: 18W x 18.5D x .75T | Plastic Color | List Price |
|----------------------------------|---------------|------------|
| Back Size: 21.25W x 12.5H x .75T | Grey (-2) | \$250.00 |
| Overall Max: 31H x 21.5W x 23D | Black (-3) | |
| Arms to Floor Min: N/A | Burgundy (-4) | |
| Options: N/A | Blue (-7) | |
| Seat Travel: N/A | | |
| Weight: 27 Cube: 10.6 | | |
| Features: N/A | | |

Note: Pricing Reflects 2 Pack

UPSABLE

★ Denotes Work Smart series

Stack Chairs

★ **STC3050 4 Pack Stack Armless Chair (Chrome Frame)**



| | Fabric Grade | List Price |
|-------------------------------------|----------------------|------------|
| Seat Size: 16.5W x 16.25D x 2T | | |
| Back Size: 17.5W x 11.75H x 1.5T | Icon Navy (-225) | \$420.00 |
| Overall Max: 31.5H x 18.75W x 20.5D | Icon Grey (-226) | |
| Arms to Floor Min: N/A | Icon Burgundy (-227) | |
| Options: N/A | Icon Black (-231) | |
| Seat Travel: N/A | Only | |
| Weight: 54 Cube: 9.8 C.O.M. N/A | | |
| Features: N/A | | |

Note: Pricing Reflects 4 Pack

★ **STC3052 2 Pack Stack Armless Chair (Chrome Frame)**



| | Fabric Grade | List Price |
|-------------------------------------|----------------------|------------|
| Seat Size: 16.5W x 16.25D x 2T | | |
| Back Size: 17.5W x 11.75H x 1.5T | Icon Navy (-225) | \$240.00 |
| Overall Max: 31.5H x 18.75W x 20.5D | Icon Grey (-226) | |
| Arms to Floor Min: N/A | Icon Burgundy (-227) | |
| Options: N/A | Icon Black (-231) | |
| Seat Travel: N/A | Only | |
| Weight: 28 Cube: 10.6 C.O.M. N/A | | |
| Features: N/A | | |

Note: Pricing Reflects 2 Pack

★ **STC3080 Stack Chair with Arms (Black Frame) 4 Pack**



| | Fabric Grade | List Price |
|-------------------------------------|-------------------|------------|
| Seat Size: 19W x 20D x 2T | | |
| Back Size: 18.5W x 15.5H x 1.5T | Icon Black (-231) | \$500.00 |
| Overall Max: 34.75H x 22.5W x 24.5D | Only | |
| Arms to Floor Min: 25.75 | | |
| Options: N/A | | |
| Seat Travel: N/A | | |
| Weight: 96 Cube: 18.9 C.O.M. N/A | | |
| Features: N/A | | |

NEW

Note: Pricing Reflects 4 Pack

★ **STC3410 Stack Chair with Arms (Black Frame)**



| | Fabric Grade | List Price |
|-------------------------------------|--------------|------------|
| Seat Size: 19W x 20D x 2T | | |
| Back Size: 18W x 15.5H x 2T | A | \$185.00 |
| Overall Max: 33H x 24.5W x 24.25D | B | 195.00 |
| Arms to Floor Min: 26 | C | 205.00 |
| Options: N/A | D | 228.00 |
| Seat Travel: N/A | | |
| Weight: 22 Cube: 4.2 C.O.M. 0.8 yds | | |
| Features: N/A | | |

★ **STC3440 Stack Chair with Casters and Arms (Black Frame)**



| | Fabric Grade | List Price |
|-------------------------------------|--------------|------------|
| Seat Size: 19W x 20D x 2T | | |
| Back Size: 18W x 15.5H x 2T | A | \$198.00 |
| Overall Max: 33H x 24.5W x 24.25D | B | 210.00 |
| Arms to Floor Min: 26 | C | 221.00 |
| Options: N/A | D | 246.00 |
| Seat Travel: N/A | | |
| Weight: 22 Cube: 4.2 C.O.M. 0.8 yds | | |
| Features: N/A | | |

★ Denotes Work Smart series

Ventilated Seating Pneumatic Seat Height Adjustment & Locking Tilt Controls w/Adjustable Tilt Tension
EX80 Screen Back Task Chair


| Seat Size: 18.75W x 17D x 2T | Fabric Grade | List Price |
|-------------------------------------|-----------------|------------|
| Back Size: 17.5W x 20H | Black (-3) Only | \$115.00 |
| Overall Max: 39.75H x 19.5W x 19.5D | | |
| Arms to Floor Min: N/A | | |
| Options: SW70 | | |
| Seat Travel: 4.5 | | |
| Weight: 24 Cube: 2.6 C.O.M. N/A | | |
| Features: 1, 4 | | |

EX802 Screen Back Task Chair with "T" Arms


| Seat Size: 18.75W x 17D x 2T | Fabric Grade | List Price |
|-------------------------------------|-----------------|------------|
| Back Size: 17.5W x 20H | Black (-3) Only | \$138.00 |
| Overall Max: 39.75H x 19.5W x 19.5D | | |
| Arms to Floor Min: 26 | | |
| Options: SW70 | | |
| Seat Travel: 4.5 | | |
| Weight: 28 Cube: 2.6 C.O.M. N/A | | |
| Features: 1, 4 | | |

47903A Screen Back Task Chair with "T" Arms


| Seat Size: 19.5W x 19D x 3T | Fabric Grade | List Price |
|---------------------------------|-----------------|------------|
| Back Size: 20W x 21.25H | Black (-3) Only | \$188.00 |
| Overall Max: 43H x 25W x 24D | | |
| Arms to Floor Min: 25 | | |
| Options: SW70 | | |
| Seat Travel: 4.5 | | |
| Weight: 31 Cube: 3.8 C.O.M. N/A | | |
| Features: 1, 4 | | |

EX838 Screen Back Mesh Managers Chair with "T" Arms, Flex Back and Aluminum Finish Base


| Seat Size: 19.25W x 18.25D x 3T | Fabric Grade | List Price |
|-----------------------------------|----------------------|------------|
| Back Size: 19.25W x 25.5H x 0.75T | Black Mesh Seat Only | \$200.00 |
| Overall Max: 41.5H x 24W x 21D | | |
| Arms to Floor Min: 27 | | |
| Options: SW70 | | |
| Seat Travel: 4.25 | | |
| Weight: 34 Cube: 3.5 C.O.M. N/A | | |
| Features: 1, 4, 12 | | |

EX81 Screen Back Executive Chair with Loop Arms and Vinyl Seat


| Seat Size: 19.75W x 18.75D x 3.25T | Fabric Grade | List Price |
|--------------------------------------|---|------------|
| Back Size: 19.25W x 26H x 0.75T | Black Mesh Back with Black Vinyl Seat (-3) | \$232.00 |
| Overall Max: 41.75H x 24.5W x 22.25D | | |
| Arms to Floor Min: 26 | | |
| Options: SW70 | | |
| Seat Travel: 3.75 | | |
| Weight: 37 Cube: 3.8 C.O.M. N/A | | |
| Features: 1, 2, 5, 8, 9 | | |

EX91 Mesh Task Chair with Fabric Padded Arms


| Seat Size: 19W x 18D x 3T | Fabric Grade | List Price |
|---------------------------------|-----------------|------------|
| Back Size: 18W x 19.5H x 3.5T | Black (-3) Only | \$188.00 |
| Overall Max: 37.25H x 26W x 25D | | |
| Arms to Floor Min: 23.5 | | |
| Options: SW70 | | |
| Seat Travel: 3.5 | | |
| Weight: 31 Cube: 4.2 C.O.M. N/A | | |
| Features: 1, 2, 5, 8, 9 | | |

Ventilated Seating Pneumatic Seat Height Adjustment & Locking Tilt Controls w/Adjustable Tilt Tension

★ **EX92 Real Pillow Top Executive Mesh Chair with Aluminum Finish Base and Adjustable Arms**



| Seat Size: 22W x 21D x 5.5T | Fabric Grade | List Price |
|---------------------------------------|-----------------|------------|
| Back Size: 22W x 22.5H x 5.5T | Black (-3) Only | \$350.00 |
| Overall Max: 42.25H x 28.75W x 30.75D | | |
| Arms to Floor Min: 24.5 | | |
| Options: SW70 | | |
| Seat Travel: 3 | | |
| Weight: 43 Cube: 6.5 C.O.M. N/A | | |
| Features: 1, 4, 5, 8, 9 | | |

★ **EX95 European Screen Back Chair with Mesh Seat, Vinyl Trim, Aluminum Finish Base and Loop Arms**



| Seat Size: 21W x 20D x 3T | Fabric Grade | List Price |
|----------------------------------|-----------------|------------|
| Back Size: 19W x 28.5H x 1T | Black (-3) Only | \$350.00 |
| Overall Max: 47.5H x 25.5W x 26D | | |
| Arms to Floor Min: 24.25 | | |
| Options: SW70 | | |
| Seat Travel: 3.5 | | |
| Weight: 45 Cube: 6.2 C.O.M. N/A | | |
| Features: 1, 4, 7, 8, 9 | | |

583713 Screen Back Chair with Mesh Seat, Titanium Base, Adjustable Lumbar and Height Adjustable Arms



| Seat Size: 22W x 19.5D x 3T | Fabric Grade | List Price |
|---------------------------------|-----------------|------------|
| Back Size: 21W x 26H x 1.0T | Black (-3) Only | \$260.00 |
| Overall Max: 45.5H x 28W x 23D | | |
| Arms to Floor Min: 26.25 | | |
| Options: SW70 | | |
| Seat Travel: 4.5 | | |
| Weight: 42 Cube: 4.9 C.O.M. N/A | | |
| Features: 1, 4, 5, 8, 9 | | |

583814 Screen Back Chair with Leather Seat, Polished Aluminum Base, Adjustable Lumbar and Adjustable Arms



| Seat Size: 22W x 19.5D x 3T | Fabric Grade | List Price |
|---------------------------------|-----------------|------------|
| Back Size: 21W x 26H x 1.0T | Black (-3) Only | \$280.00 |
| Overall Max: 45.5H x 28W x 23D | | |
| Arms to Floor Min: 26.25 | | |
| Options: SW70 | | |
| Seat Travel: 4.5 | | |
| Weight: 42 Cube: 4.9 C.O.M. N/A | | |
| Features: 1, 4, 5, 8, 9 | | |

★ **EX1580 Screen Back with Vinyl Trim and Leather Seat Chair plus Urethane Padded Arms**



| Seat Size: 20.5W x 18D x 3.75T | Fabric Grade | List Price |
|-----------------------------------|-----------------|------------|
| Back Size: 19.25W x 29.5H x 1.25T | Black (-3) Only | \$250.00 |
| Overall Max: 45H x 26W x 23.75D | | |
| Arms to Floor Min: 26.5 | | |
| Options: SW70 | | |
| Seat Travel: 3.5 | | |
| Weight: 36 Cube: 4.7 C.O.M. N/A | | |
| Features: 1, 4, 5, 8, 9 | | |

S2721 Screen Back Chair with Aluminum Finish Base, 2-to-1 Synchro Tilt and Soft Padded Adjustable Arms



| Seat Size: 19.5W x 19D x 4.5T | Fabric | List Price |
|--------------------------------------|-----------------|------------|
| Back Size: 18.5W x 20.25H x 1.5T | Black (-3) Only | \$250.00 |
| Overall Max: 44.5H x 26.75W x 26.75D | | |
| Arms to Floor Min: N/A | | |
| Options: N/A | | |
| Seat Travel: 4.25 | | |
| Weight: 38 Cube: 4.6 C.O.M. N/A | | |
| Features: 1, 4, 7, 8, 9 | | |

Note: This Chair Has a Weight Limit of 200 lbs.

★ Denotes Work Smart series

Ventilated Seating Pneumatic Seat Height Adjustment & Locking Tilt Controls w/Adjustable Tilt Tension

53603 Screen Back Mesh Seat Chair with Loop Arms



| Seat Size: 21.5W x 20D x 3T | Fabric Grade | List Price |
|---------------------------------|-----------------|------------|
| Back Size: 20W x 22.5H x 1T | Black (-3) Only | \$188.00 |
| Overall Max: 43.5H x 28W x 26D | | |
| Arms to Floor Min: 26.25 | | |
| Options: SW70 | | |
| Seat Travel: 3.5 | | |
| Weight: 34 Cube: 3.9 C.O.M. N/A | | |
| Features: 1, 2, 5, 8, 9 | | |

599302 Screen Back Mesh Seat Chair with Adjustable Arms, Adjustable Lumbar and Nylon Base



| Seat Size: 19.25W x 19.5D x 3T | Fabric Grade | List Price |
|------------------------------------|-----------------|------------|
| Back Size: 20.25W x 22.25H x 1.25T | Black (-3) Only | \$275.00 |
| Overall Max: 44H x 25.75W x 23.25D | | |
| Arms to Floor Min: 25.25 | | |
| Options: SW70 | | |
| Seat Travel: 4.25 | | |
| Weight: 37 Cube: 4.0 C.O.M. N/A | | |
| Features: 1, 2, 5, 8, 9 | | |

599402 Screen Back Leather Seat Chair with Adjustable Arms, Adjustable Lumbar and Nylon Base



| Seat Size: 19.25W x 19.5D x 3T | Fabric Grade | List Price |
|------------------------------------|-----------------|------------|
| Back Size: 20.25W x 22.25H x 1.25T | Black (-3) Only | \$295.00 |
| Overall Max: 44H x 25.75W x 23.25D | | |
| Arms to Floor Min: 25.25 | | |
| Options: SW70 | | |
| Seat Travel: 4.25 | | |
| Weight: 37 Cube: 4.0 C.O.M. N/A | | |
| Features: 1, 4, 5, 8, 9 | | |

Self-Skinned Urethane Seating Pneumatic Seat Height Adjustment

★ KH220 Task Chair



| Seat Size: 17W x 16D x 2T | Fabric Grade | List Price |
|---------------------------------------|--------------------|------------|
| Back Size: 15.25W x 12.25H x 1.25T | Black Self-Skinned | \$295.00 |
| Overall Max: 21.75H x 22.5W x 22.5D | Urethane | |
| Arms to Floor Min: N/A | | |
| Options: 03, 07, SW70, CG50, SK1, SK5 | | |
| Seat Travel: 5.0 | | |
| Weight: 31 Cube: 2.2 C.O.M. N/A | | |
| Features: 1, 2, 3, 4 | | |

★ KH280 Ergonomic Chair with Seat Tilt and Back Angle Adjustment



| Seat Size: 17W x 16D x 2T | Fabric Grade | List Price |
|------------------------------------|--------------------|------------|
| Back Size: 15.25W x 12.25H x 1.25T | Black Self-Skinned | \$350.00 |
| Overall Max: 38.5H x 22.5W x 22.5D | Urethane | |
| Arms to Floor Min: N/A | | |
| Options: 03, 07, SW70, CG50 | | |
| Seat Travel: 5.0 | | |
| Weight: 35 Cube: 2.2 C.O.M. N/A | | |
| Features: 1, 2, 4, 10 | | |

★ KH440 Intermediate Drafting Chair with Adjustable Footrest - Height Adjustment 18" to 25.5"



| Seat Size: 17W x 16D x 2T | Fabric Grade | List Price |
|------------------------------------|--------------------|------------|
| Back Size: 15.25W x 12.25H x 1.25T | Black Self-Skinned | \$345.00 |
| Overall Max: 43H x 22.5W x 22.5D | Urethane | |
| Arms to Floor Min: N/A | | |
| Options: 03, 07, SW70, CG50 | | |
| Seat Travel: 7.5 | | |
| Weight: 37 Cube: 3.1 C.O.M. N/A | | |
| Features: 1, 2, 3, 4 | | |

★ KH450 Standard Drafting Chair with Adjustable Footrest - Height Adjustment 21" to 31"



| Seat Size: 17W x 16D x 2T | Fabric Grade | List Price |
|------------------------------------|--------------------|------------|
| Back Size: 15.25W x 12.25H x 1.25T | Black Self-Skinned | \$365.00 |
| Overall Max: 49.5H x 25.5W x 22.5D | Urethane | |
| Arms to Floor Min: N/A | | |
| Options: 03, 07, SW70, CG50 | | |
| Seat Travel: 10.0 | | |
| Weight: 39 Cube: 3.1 C.O.M. N/A | | |
| Features: 1, 2, 3, 4 | | |

★ KH470 Intermediate Ergonomic Drafting Chair with Adjustable Footrest - Height Adjustment 19.5" to 27"



| Seat Size: 17W x 16D x 2T | Fabric Grade | List Price |
|------------------------------------|--------------------|------------|
| Back Size: 15.25W x 12.25H x 1.25T | Black Self-Skinned | \$392.00 |
| Overall Max: 49.5H x 22.5W x 22.5D | Urethane | |
| Arms to Floor Min: N/A | | |
| Options: 03, 07, SW70, CG50 | | |
| Seat Travel: 7.5 | | |
| Weight: 42 Cube: 3.1 C.O.M. N/A | | |
| Features: 1, 2, 4, 10 | | |

Arm Kits, Stool Kits & Glides Designed for SC50T, SC620, SC3014, SC680, SC880, DC550, DC640, DC800 & DC940

★ **03 Contemporary Loop Arms (Width Adjustable)**



| | Fabric Grade | List Price |
|---------------------|------------------------|-------------------|
| Weight: 8 Cube: 0.7 | Contemporary Loop Arms | \$49.00 |

★ **07 2-Way Adjustable Arms**



| | Fabric Grade | List Price |
|---------------------|-----------------------|-------------------|
| Weight: 9 Cube: 0.6 | 2-Way Adjustable Arms | \$84.00 |

★ **CG50 Floor Glides (Set of 5) Note: Fits Most Work Smart and Pro Line II Chairs (Item # 11003)**



| | Fabric Grade | List Price |
|---------------------|---------------------|-------------------|
| Weight: 2 Cube: 0.3 | Floor Glides | \$27.00 |

★ **SW70 Soft Wheel Caster (Set of 5) Note: Fits Most Work Smart and Pro Line II Chairs (Item # 11002)**



| | Fabric Grade | List Price |
|---------------------|---------------------|-------------------|
| Weight: 2 Cube: 0.3 | Casters | \$30.00 |

★ **SK1 Stool Kit with Adjustable 18" Diameter Chrome Metal Footring (Adds 7.5 inches to seat height)**



| | Fabric Grade | List Price |
|---------------------|---------------------|-------------------|
| Weight: 6 Cube: 0.6 | Stool Kit | \$42.00 |

★ **SK5 Stool Kit with Adjustable 19" Diameter Black Nylon Footring (Adds 7.5 inches to seat height)**



| | Fabric Grade | List Price |
|---------------------|---------------------|-------------------|
| Weight: 7 Cube: 0.9 | Stool Kit | \$56.00 |









★ Denotes Work Smart series

NEW AND IMPROVED

with Sturdier, Light Weight Construction

NEW

**WORK
SMART**

| | | | | |
|---|---|--|----------------------|-------------------|
| * BT04Q 4' Resin Multi Purpose Table |  | Overall Size: 48"W x 24"D x 29.25"H | Shipping | List Price |
| | | Leg Tube: 1" x 0.8mm Table Top: 45mm Thick Weight: 21 lbs. Cube: 1.6 Pack: 1 pc | UPSable | \$100.00 |
| * BT05Q 5' Resin Multi Purpose Table |  | Overall Size: 60"W x 30"D x 29.25"H | Shipping | List Price |
| | | Leg Tube: 1.125" x 0.9mm Table Top: 45mm Thick Weight: 30 lbs. Cube: 2.4 Pack: 1 pc | Non UPSable | \$120.00 |
| * BT06Q 6' Resin Multi Purpose Table |  | Overall Size: 72"W x 30"D x 29.25"H | Shipping | List Price |
| | | Leg Tube: 1.125" x 1.0mm Table Top: 45mm Thick Weight: 34 lbs. Cube: 2.9 Pack: 1 pc | Non UPSable | \$137.00 |
| * BT6FQ 6' Resin Center Fold Multi Purpose Table |  | Overall Size: 72"W x 30"D x 29.25"H | Shipping | List Price |
| | | Leg Tube: 1.125" x .9mm Table Top: 45mm Thick Weight: 34 lbs. Cube: 2.6 Pack: 1 pc | UPSable | \$155.00 |
| * BT08Q 8' Resin Multi Purpose Table |  | Overall Size: 96"W x 30"D x 29.25"H | Shipping | List Price |
| | | Leg Tube: 1.125" x 1.0mm Table Top: 50mm Thick Weight: 49 lbs. Cube: 4.3 Pack: 1 pc | Non UPSable | \$216.00 |
| * BT36 36" Square Resin Table |  | Overall Size: 36"L x 36"D x 29H | Shipping | List Price |
| | | Leg Tube: 38.1 mm x 1.0 mm Table Top: 45mm Thick Weight: 27 lbs. Cube: 1.7 Pack: 1 pc | NON UPSable | \$115.00 |
| * BT48Q 48" Round Resin Multi Purpose Table |  | Overall Size: 48" dia. x 29.25"H | Shipping | List Price |
| | | Leg Tube: 1.125" x 1.0mm Table Top: 45mm Thick Weight: 32 lbs. Cube: 3.1 Pack: 1 pc | UPSable Oversized | \$160.00 |
| * BT60Q 60" Round Resin Multi Purpose Table |  | Overall Size: 60" dia. x 29.25"H | Shipping | List Price |
| | | Leg Tube: 1.25" x 1.0mm Table Top: 50mm Thick Weight: 49 lbs. Cube: 5.9 Pack: 1 pc | Non UPSable | \$248.00 |
| * BT71 71" Round Resin Multi Purpose Table |  | Overall Size: 71" dia. x 29.25"H | Shipping | List Price |
| | | Leg Tube: 1.5" x 1.0mm Table Top: 55mm Thick Weight: 63 lbs. Cube: 9.0 Pack: 1 pc | Non UPSable | \$350.00 |
| * PT06 6' Resin Picnic Table (Ships KD only) |  | Overall Size: 72"L x 60"D x 29.6"H | Shipping | List Price |
| | | Leg Tube: 38.1 mm x 1.1 mm Table Top: 45mm Thick Weight: 79 lbs. Cube: 7.1 Pack: 1 pc | NON UPSable | \$350.00 |

NEW

NEW

* Multi Purpose Warranty Applies

NEW

NEW AND IMPROVED with Sturdier, Light Weight Construction

NEW

* **BT22 Resin Training Multi Purpose Table**



| | | |
|---|-----------------|-------------------|
| Overall Size: 70.5"W x 19.5"D x 29.5"H | Shipping | List Price |
| Leg Tube: 1" x 1" x 1mm | UPSable | \$125.00 |
| Table Top: 55mm Thick | | |
| Weight: 28 lbs. Cube: 2.1 Pack: 1 pc | | |

* **PC02 Resin Chair (4 Pack Blow Mold)**



| | | |
|---|-----------------------|-------------------|
| Overall Size: 18.5" W x 21.9"D x 33.2"H | Shipping | List Price |
| Leg Tube: 1.125" x 1.1mm | UPSable | \$60.00 |
| | 4 Pack Pricing | List Price |
| Weight: 51 lbs. Cube: 5.2 Pack: 4 pc | | 240.00 |

* **PC03 Resin Chair (4 Pack Blow Mold)**



| | | |
|---|-----------------------|-------------------|
| Overall Size: 18.5" W x 21.9"D x 33.2"H | Shipping | List Price |
| Leg Tube: 1.125" x 0.9mm | UPSable | \$60.00 |
| | 4 Pack Pricing | List Price |
| Weight: 51 lbs. Cube: 5.7 Pack: 4 pc | | 240.00 |

* **PC54 Plastic Chair (4 Pack) *NOTE: NOW IN 4 PACK***



| | | |
|---|-----------------------|-------------------|
| Overall Size: 17.75" W x 17.5"D x 34.5"H | Shipping | List Price |
| | UPSable | \$36.00 |
| | 4 Pack Pricing | List Price |
| Weight: 28 lbs. Cube: 2.7 Pack: 4 pc | | 144.00 |

* **PCT-05 5 Piece Folding Set** (Consists of 4 folding chairs and 36" x 36" fold in half table)



| | | |
|---|-----------------|-------------------|
| Table Size: 36"L x 36"D x 29H | Shipping | List Price |
| Chair Size: 17.75" W x 17.5"D x 34.5"H | UPSable | \$265.00 |
| Weight: 49 lbs. Cube: 4.3 Pack: 1 pc | | |

NEW

Sept. 2007

* **QT3965 3 Piece Folding Table and Bench Set** (Consists of 2 Benches and 1 BT6FQ)



| | | |
|---|-----------------|-------------------|
| Table Size: 72"W x 30"D x 29.25"H | Shipping | List Price |
| Bench Size: 72.5"W x 12"D x 17.5"H | UPSable | \$360.00 |
| Weight: 72 lbs. Cube: 6.1 Pack: 1 pc | | |

NEW

Sept. 2007

* **PC-15F 6 Foot Fold in Half Bench**



| | | |
|---|-----------------|-------------------|
| Bench Size: 72.5"W x 12"D x 17.5"H | Shipping | List Price |
| Leg Tube: 1" x .8 mm. | UPSable | \$100.00 |
| Weight: 20 lbs. Cube: 1.3 Pack: 1 pc | | |

NEW

Sept. 2007

Also Available By Direct Container (Call for details and Prices)

| | | |
|---|-------------------|-------------------|
| BT05Q 5' Resin Multi Purpose Table | Cube: 2.6 | Pack: 1 pc |
| BT244 Personal Tray Table | Cube: 5.2 | Pack: 4 pc |
| BT248 Personal Tray Table | Cube: 10.3 | Pack: 8 pc |



Personal Tray Table
BT244 & BT248

MULTI PURPOSE TABLE AND CHAIR LIMITED WARRANTY

Office Star Products warrants, to the original purchaser, all "Work Smart Series Multi Purpose Tables and Chairs" to be free from defects in material and workmanship for a period of ten years. This warranty will not cover labor, freight or damage from misuse, abuse, negligence, alteration, accident, vandalism, rusting, acts of nature or any other event beyond the control of Office Star Products. This warranty does not cover cosmetic damage that may result from normal use. Liability for incidental or consequential damages is excluded. The user assumes all risk of injury resulting from use of this product. All Table Warranties are limited to 350 lbs. of distributed weight over the entire table top surface. All chair warranties are limited to normal usage by persons weighing 200 lbs. or less. This warranty gives you specific legal rights, and you may also have other rights which vary from state to state.

* Multi Purpose Warranty Applies

GENERAL INFORMATION

Terms of Sale: Net 30 days to firms who have established satisfactory credit: otherwise, payment in advance will be required. Past due accounts are subject to a finance charge of 1 1/2 % per month or 18% per annum.

Shipping Information: F. O. B. FACTORY

TITLE OF GOODS passes to purchaser and our responsibility ceases when shipment is accepted for transportation by any carrier from our factory. Carrier routing will be established by our Traffic Department if not indicated on purchaser's order. All shipments will be on a COLLECT basis unless otherwise instructed on order. If shipment is received damaged, note damage on carrier freight bill at time of acceptance and file claim for appropriate damages from the carrier. Concealed damage must be reported to the transportation company within 15 days from the date of delivery. All damaged merchandise claims must be filed directly with the delivering carrier.

Returned Goods: Returned merchandise will not be accepted unless authorized in writing prior to return; ship freight prepaid, in original carton, and if applicable, will be subject to a restocking charge of 20%.

C.O.M.: Customers own material. Cost: "B" grade pricing. Fabric shipped pre-paid to Office Star Products. Customers own material is not warranted. C.O.M. Form must accompany fabric or order.

Order Changes and Cancellations: Due to expedited shipping schedules, Office Star Products must limit customer changes and cancellations. A restocking charge of 20% will be invoiced for any product cancelled or changed after production has begun. Production normally begins 72 hours after receipt of order.

SPECIFICATIONS ARE SUBJECT TO CHANGE DUE TO MANUFACTURING IMPROVEMENTS

ALL MODELS SHIP RTA (READY-TO-ASSEMBLE) UNLESS OTHERWISE NOTED.

TO MAKE A WARRANTY CLAIM

Contact Parts Department via E-mail parts@officestar.net, by Fax 1-909-930-5629, or toll free parts number 1-800-950-7262, Monday through Friday 8:00 a.m. - 5:00 p.m. Pacific Time. Provide model number and description of the problem and obtain confirmation number. At its option, Office Star Products will:

- a. Supply compatible components of current manufacture.
- b. Repair the customer's component.

It is the customer's responsibility to prepay freight on any components returned to the factory. Return freight on components covered by warranty will be paid by Office Star Products.

Care and Cleaning:

- Vacuum or brush fabrics at least once a week. Protect from glaring sunlight.
- Use a damp cloth to clean other surface areas.
- Check screws for tightness, clean and lubricate moving parts such as chair controls and casters every three months.

Microfiber

This elegant upholstery fabric has the look and feel of ultra-soft suede. The surface is 100% nylon with a polyester and cotton substrate which guarantees a high resistance to abrasion. Microfiber fabric breathes actively, which allows it to adjust to temperature and humidity, ensuring unmatched comfort. Cleaning this stain and soil resistant fabric is easy.

1. Most spills should come right out if cleaned immediately. Remove as much surface stain as possible with a soft tissue or cloth. Be careful not to spread the stain.
2. Using a mixture of mild dish washing soap, diluted about 20 parts water to 1 part soap, apply a small amount of liquid to the stain. Wait about 3 minutes then rub with a soft cloth in a circular motion until the stain is removed.
3. Using water and a clean cloth remove the soap. Pat the area dry with a soft cloth or air dry.
4. Brush the area in the direction of the nap to return the surface to its original condition. Extremely stubborn stains may be cleaned using commercial cleaners such as Resolve

NOTES:

GRADE A FABRICS**CARNIVAL**

| | |
|---------------------|------|
| Gravel | -287 |
| Crimson | -288 |
| Sky Blue | -289 |
| Evergreen | -290 |
| Iris | -291 |

CASABLANCA

| | |
|---------------------|-----|
| Burgundy | -20 |
| Black | -21 |
| Dark Blue | -22 |
| Brown | -23 |

DEUCE

| | |
|------------------------|------|
| Dark Mocha | -345 |
| Dark Emerald | -346 |
| Lead | -347 |
| Red Ink | -348 |
| Blue Yonder | -349 |

DIAMOND

| | |
|-----------------------|------|
| Gold Dust | -294 |
| Shale | -295 |
| Blue Galaxy | -296 |
| Jet | -297 |
| Wine | -298 |

FESTIVAL

| | |
|-------------------------|------|
| Sangria | -301 |
| Blue Star | -302 |
| Dark Pewter | -303 |
| Midnight Blue | -304 |
| Light Grey | -350 |

INTERLINK

| | |
|--------------------|------|
| Ink Blue | -104 |
| Garnet | -105 |
| Laguna | -106 |
| Flint | -107 |
| Autumn | -108 |

GRADE B FABRICS**CRAVE**

| | |
|-----------------------------|------|
| Khaki/Taupe | -316 |
| Midnight Blue | -317 |
| Ruby | -318 |
| Moss | -319 |
| Charcoal/Graphite | -320 |

GRADE B FABRICS**MARQUESA LANA**

| | |
|---------------------|------|
| Cinder | -06 |
| Cordovan | -07 |
| Imperial | -08 |
| Hunter | -10 |
| Newport | -11 |
| Raven | -12 |
| Parchment | -110 |

BASIS

| | |
|------------------|------|
| Twig | -325 |
| Amber | -326 |
| Vine | -327 |
| River | -328 |
| Sunset | -329 |

CAPRETTO

| | |
|-----------------------|------|
| Dark Green | -207 |
| Cobblestone | -208 |
| Jet Black | -209 |
| Brandy | -210 |

CHATHAM

| | |
|-----------------------|------|
| Charcoal | -38 |
| Plum | -40 |
| Navy | -41 |
| Cocoa | -42 |
| Black Night | -97 |
| Alpine | -112 |

ODYSSEY

| | |
|--------------------|------|
| Blue | -153 |
| Brown | -154 |
| Green | -155 |
| Burgundy | -156 |

ICON

| | |
|--------------------|------|
| Purple | -224 |
| Navy | -225 |
| Grey | -226 |
| Burgundy | -227 |
| Black | -231 |
| Taupe | -232 |
| Green | -234 |

PLEASURE SUEDE

| | |
|----------------------------|------|
| Sage (Olive) | -307 |
| Buckskin (Stone) | -308 |
| Charcoal | -309 |
| Indigo | -310 |
| Wine | -311 |

POTPOURRI

| | |
|----------------------|------|
| Brick | -138 |
| Spruce | -139 |
| Grape | -140 |
| Nickel | -141 |
| Lake Blue | -142 |
| Blackstone | -145 |

GRADE B FABRICS**TRANSPORT**

| | |
|-------------------|------|
| Ivy | -214 |
| Rapids | -215 |
| Tuxedo | -216 |
| Ash | -217 |
| Inferno | -218 |
| Fig | -219 |
| Nugget | -220 |

TRINKET

| | |
|--------------------------------|-----|
| Cabernet | -74 |
| Charcoal/Onyx | -75 |
| Sandstone | -76 |
| Cadet | -78 |
| Midnight Black/Ebony | -80 |
| Evergreen | -88 |

UNITY

| | |
|----------------------|------|
| Smoke Grey | -184 |
| Deep Wine | -185 |
| Taupe | -186 |
| Deep Blue | -189 |

ANIMAL PRINT

| | |
|------------------------|------|
| Zebra Print | -237 |
| Palamino Tan | -243 |
| Tiger | -244 |
| Bobcat Beige | -245 |

GRADE C FABRICS**EXPO**

| | |
|-----------------|------|
| Sky | -330 |
| Latte | -331 |
| Leaf | -332 |
| Vioia | -333 |
| Fog | -334 |

PERK

| | |
|-------------------|------|
| Walnut | -335 |
| Patriot | -336 |
| Regal | -337 |
| Flint | -338 |
| Auburn | -339 |

PIVOT

| | |
|------------------|------|
| Lagoon | -340 |
| Trail | -341 |
| Tower | -342 |
| Salsa | -343 |
| Pesto | -344 |

GRADE D FABRICS**ERA**

| | |
|--------------------|------|
| Chili | -876 |
| Sterling | -877 |
| Basil | -878 |
| Merlot | -879 |
| Ink | -880 |
| Concord | -881 |

GRADE D FABRICS**FACTOR**

| | |
|-------------------|------|
| Scarlet | -883 |
| Glow | -884 |
| Martini | -885 |
| Night | -886 |
| Sky | -887 |
| Cigar | -888 |
| Smoke | -889 |

GARRISON

| | |
|--------------------|------|
| Charcoal | -855 |
| Bamboo | -856 |
| Breeze | -857 |
| Safari | -858 |
| Regatta | -859 |
| Burgundy | -860 |
| Forest | -861 |

INTERVAL

| | |
|--------------------|------|
| Sunset | -869 |
| Autumn | -870 |
| Thyme | -871 |
| Abergine | -872 |
| River | -873 |
| Taupe | -874 |
| Graphite | -875 |

SASSY

| | |
|--------------------|------|
| Charcoal | -862 |
| Glow | -892 |
| Celedon | -893 |
| Purple | -865 |
| Blue | -866 |
| Sand | -867 |
| Berry | -868 |

SWOON

| | |
|--------------------|------|
| Ash | -891 |
| Purple | -890 |
| Pepper | -987 |
| Sky | -989 |
| Berry | -991 |
| Midnight | -992 |
| Forest | -993 |

ERA

| | |
|--------------------|------|
| Chilil | -876 |
| Sterling | -877 |
| Basil | -878 |
| Merlot | -879 |
| Ink | -880 |
| Concord | -881 |
| Char | -882 |



**OFFICE STAR™
PRODUCTS**

**EAST COAST DISTRIBUTION
CENTER SHOWROOM AND
WAREHOUSE**

472 BARELL AVE
CARLSTADT, NEW JERSEY
07072

PHONE: 1-201-507-0700 (LOCAL)
1-800-USA- DESK (800-872-3375)

FAX: 1-201-507-0708

Corporate Office and Warehouse
P.O. Box 3520, Ontario, CA 91761
(909) 930-2000
(800) 950-7262 (outside CA)
FAX (909) 930-5349
www.officestar.net